


Overview

HPE Networking Instant On Switch 1430

Technology brings new revenue opportunities, more effective communication, and improved productivity to businesses of all sizes. Yet it also poses daily challenges of configuration and maintenance, especially for small businesses who lack IT support. Small offices and home offices need reliable network connectivity that's fast, configuration-free, and affordable for even the most budget-strapped businesses.

The HPE Networking Instant On Switch 1430 is a plug-and-play unmanaged switch series for small businesses looking for simple, reliable, and low-cost network connectivity. These easy-to-use switches deliver Layer 2 Gigabit Ethernet switching capabilities — at an affordable price point — to help connect and share common resources like printers and access points, without any complicated network configuration. With plug-and-play operation, fully automated functions, zero ongoing maintenance, and Power over Ethernet (PoE) models, these switches deliver simple, reliable connectivity for the smallest SMBs and home offices.

The HPE Networking Instant On Switch 1430 includes seven switches in PoE and non-PoE configurations: one (1) 5-port, two (2) 8-port, two (2) 16-port, one (1) 24-port, and one (1) 26-port model with 2 SFP uplinks models. With the PoE models, you get up to 30W PoE per port power delivery for Class 4 PoE devices like access points, surveillance cameras and VoIP phones. The 8-port and 16-port PoE models come with the power budget of 64W and 124W respectively to support the latest IoT devices. All switches are fan-less, making them ideal for acoustically sensitive areas, and unmanaged requiring no configuration (not managed by HPE Networking Instant On management).



HPE Networking Instant On Switch 1430 Family

Key Features

- Unmanaged Layer 2 Gigabit Ethernet switch series ready to deploy in 5-, 8-, 16-, 24-, and 26-port models
- Up to 124W of PoE to power APs, IP Phones, and other IoT devices
- No configuration or management needed
- Plug-and-play with fully automated functions and zero ongoing maintenance
- Quality of Service (QoS) and flow control for improved network efficiency
- Fan-less with Energy Efficient Ethernet for low power consumption
- Class B certified for home office networks (5 and 8 port models)

Standard Features

Simplicity at its Best

- Plug-and-play switches that work right out of the box
- Zero configuration required

Reliable Connectivity

- Connect faster with Gigabit Ethernet speed
- PoE to power devices like APs and IP phones

We've Got You Covered

- Industry-leading limited lifetime warranty and support
- 24 x 7 chat support for entire warranty period

The Instant On Differentiators

Better Together

HPE Networking Instant On products work together to provide a seamless Wi-Fi experience. Wired and wireless voice traffic is prioritized with high QoS priority end-to-end for optimal voice performance.

Industry-Leading Support and Warranty

Expert-level support and industry-leading limited lifetime warranty are also included, along with chat support for the life of the product.

Plug-and-Play

Gigabit Ethernet speeds

Supports half/full-duplex auto-negotiating capability on access ports that doubles the throughput of every port.

Long Distance Fiber Connectivity

26-port model includes two 1G SFP fiber ports for uplinks and to support long distance connectivity using fiber transceivers, for a total of 28 Ethernet ports.

Simplified Cabling

Automatically adjusts for straight-through or crossover cables on all 10/100/1000 ports using Auto MDI/MDI-X.

Ethernet Alliance PSE Class 4 Poe Certification

Power Over Ethernet (PoE) functionality is supported on two 1430 models that provide up to 30 W per port, which allows support of Class 4 PoE or IEEE 802.3at-capable devices such as video IP phones, wireless access points, as well as any 15.4 W IEEE 802.3af compliant end device, thereby eliminating the need for additional electrical cabling and circuits.

EAPoL frames forwarding

802.1x EAP over LAN frames are forwarded through the switch so that clients can authenticate when the device gives connectivity between an authenticator and supplicants.

STP BPDU frames forwarding

The switch forwards the BPDU frames to make sure that Spanning Tree Protocol works correctly preventing loops in the topology.

Traffic Optimization

Prioritize Voice and Video

Quality of Service provides priority of time-sensitive packets (like VoIP and video) over other traffic based on DSCP or IEEE 802.1p classification.

Flow Control

Provides a flow-throttling mechanism propagated through the network to prevent packet loss at a congested node.



Standard Features

Jumbo Frame Support

Provides up to 9216 bytes frame size to improve the performance of large data transfers.

Warranty, Service and Support

HPE Networking Instant On Limited Lifetime Support provides 24X7 phone support for the first 90 days and chat support for the entire warranty period. Community support is included for the life of the product.

Refer to the Hewlett Packard Enterprise website at <http://www.hpe.com/networking/services> for details on the service-level descriptions and product numbers. For details about services and response times in your area, please contact your local Hewlett Packard Enterprise sales office.



Configuration Information

BTO Models

Rule #	Description	SKU
3	Aruba Instant On 1430 5G Switch	R8R44A
	<ul style="list-style-type: none"> 5 RJ-45 autosensing 10/100/1000 ports 	
	Aruba Instant On 1430 5G Switch	R8R44A
	<ul style="list-style-type: none"> No Localized Power Cord Selected 	
3	Aruba Instant On 1430 8G Switch	R8R45A
	<ul style="list-style-type: none"> 8 RJ-45 autosensing 10/100/1000 ports 	
	Aruba Instant On 1430 8G Switch	R8R45A
	<ul style="list-style-type: none"> No Localized Power Cord Selected 	
3	Aruba Instant On 1430 8G Class4 PoE 64W Switch	R8R46A
	<ul style="list-style-type: none"> 8 RJ-45 autosensing Class4 PoE 10/100/1000 ports 	
	Aruba Instant On 1430 8G Class4 PoE 64W Switch	R8R46A
	<ul style="list-style-type: none"> C15 PDU Jumper Cord (NA/MEX/TW/JP) 	
	Aruba Instant On 1430 8G Class4 PoE 64W Switch	R8R46A
	<ul style="list-style-type: none"> C15 PDU Jumper Cord (ROW) 	
	Aruba Instant On 1430 8G Class4 PoE 64W Switch	R8R46A
	<ul style="list-style-type: none"> NEMA L6-20P Cord (NA/MEX/JP/TW) 	
	Aruba Instant On 1430 8G Class4 PoE 64W Switch	R8R46A
	<ul style="list-style-type: none"> No Localized Power Cord Selected 	
3	Aruba Instant On 1430 16G Switch	R8R47A
	<ul style="list-style-type: none"> 16 RJ-45 autosensing 10/100/1000 ports 	
	<ul style="list-style-type: none"> 1U - Height 	
	Aruba Instant On 1430 16G Switch	R8R47A
	<ul style="list-style-type: none"> C15 PDU Jumper Cord (NA/MEX/TW/JP) 	
	Aruba Instant On 1430 16G Switch	R8R47A
	<ul style="list-style-type: none"> C15 PDU Jumper Cord (ROW) 	
	Aruba Instant On 1430 16G Switch	R8R47A
	<ul style="list-style-type: none"> NEMA L6-20P Cord (NA/MEX/JP/TW) 	
	Aruba Instant On 1430 16G Switch	R8R47A
	<ul style="list-style-type: none"> No Localized Power Cord Selected 	
3	Aruba Instant On 1430 16G Class4 PoE 124W Switch	R8R48A
	<ul style="list-style-type: none"> 16 RJ-45 autosensing Class4 PoE 10/100/1000 ports 	
	<ul style="list-style-type: none"> 1U - Height 	
	Aruba Instant On 1430 16G Class4 PoE 124W Switch	R8R48A
	<ul style="list-style-type: none"> C15 PDU Jumper Cord (NA/MEX/TW/JP) 	
	Aruba Instant On 1430 16G Class4 PoE 124W Switch	R8R48A
	<ul style="list-style-type: none"> C15 PDU Jumper Cord (ROW) 	
	Aruba Instant On 1430 16G Class4 PoE 124W Switch	R8R48A
	<ul style="list-style-type: none"> NEMA L6-20P Cord (NA/MEX/JP/TW) 	
	Aruba Instant On 1430 16G Class4 PoE 124W Switch	R8R48A
	<ul style="list-style-type: none"> No Localized Power Cord Selected 	
3	Aruba Instant On 1430 24G Switch	R8R49A
	<ul style="list-style-type: none"> 24 RJ-45 autosensing 10/100/1000 ports 	
	<ul style="list-style-type: none"> 1U - Height 	
	Aruba Instant On 1430 24G Switch	R8R49A
	<ul style="list-style-type: none"> C15 PDU Jumper Cord (NA/MEX/TW/JP) 	
	Aruba Instant On 1430 24G Switch	R8R49A
	<ul style="list-style-type: none"> C15 PDU Jumper Cord (ROW) 	
	Aruba Instant On 1430 24G Switch	R8R49A
	<ul style="list-style-type: none"> NEMA L6-20P Cord (NA/MEX/JP/TW) 	
	Aruba Instant On 1430 24G Switch	R8R49A

Configuration Information

1, 3	<ul style="list-style-type: none">No Localized Power Cord Selected Aruba Instant On 1430 26G 2SFP SwitchR8R50A
	<ul style="list-style-type: none">26 RJ-45 autosensing 10/100/1000 ports2 SFP 100/1000 Mbps portsmin=0 \ max=2 SFP Transceivers1U - Height Aruba Instant On 1430 26G 2SFP SwitchR8R50A
	<ul style="list-style-type: none">C15 PDU Jumper Cord (NA/MEX/TW/JP) Aruba Instant On 1430 26G 2SFP SwitchR8R50A
	<ul style="list-style-type: none">C15 PDU Jumper Cord (ROW) Aruba Instant On 1430 26G 2SFP SwitchR8R50A
	<ul style="list-style-type: none">NEMA L6-20P Cord (NA/MEX/JP/TW) Aruba Instant On 1430 26G 2SFP SwitchR8R50A
	<ul style="list-style-type: none">No Localized Power Cord Selected

Configuration Rules

Rule #	Description	
1	The following Transceivers install into this switch: Aruba Instant On 1G SFP LC SX 500m OM2 MMF TransceiverR9D16A Aruba 1G SFP LC LX 10km SMF TransceiverJ4859D	
3	<ul style="list-style-type: none">OCA Only: Required Custom Choice (Min1/Max1)<ul style="list-style-type: none">Switch/Router/Power Supply to PDU Power Cord - B2B in North America, Mexico, Taiwan, and Japan or B2C ROW.Switch/Router/Power Supply to Wall Power Cord - Localized Option (OCA Default for BTO)High Volt Switch/Router/Power Supply to Wall Power Cord - B2E Option. (Offered only in North America, Mexico, Taiwan, and Japan)No Power Cord - AC3 Option	

Notes: OCA Only Model Selection Form - HPE Aruba Networking > Instant On > Switches:
HPE Networking Instant On Switch 1430

Transceivers

SFP Transceivers		SKU
Rule #	Description	
	Aruba Instant On 1G SFP LC SX 500m OM2 MMF Transceiver	R9D16A
	Aruba 1G SFP LC LX 10km SMF Transceiver	J4859D

Internal or External Power Supplies (Model Dependant)

Notes: Power Supplies included



Technical Specifications

Aruba Instant On 1430 5G Switch (R8R44A)	
I/O ports and slots	5 RJ-45 autosensing 10/100/1000 ports (IEEE 802.3 Type 10BASE-T, IEEE 802.3u Type 100BASE-TX, IEEE 802.3ab Type 1000BASE-T); Duplex: 10BASE-T/100BASE-TX: half or full; 1000BASE-T: full only
Physical Characteristics	
Dimensions	93(d) x 116(w) x 26(h) mm
Weight	0.60 lb (0.27 kg)
Processor and Memory	2Kb EEPROM; Packet buffer size: 1.0 Mb
Performance	
100 Mb latency	< 3.81µSec
1000 Mb latency	< 0.93 µSec
Throughput (Mpps)	7.44 Mpps
Capacity	10 Gbps
MAC address table size	8192 entries
Reliability MTBF (years)	525.8
Environment	
Operating temperature	32°F to 104°F (0°C to 40°C)
Operating relative humidity	15% to 95% @ 104°F (40°C) non-condensing
Nonoperating/ storage temperature	-40°F to 158°F (-40°C to 70°C) up to 15000 ft
Nonoperating/ storage relative humidity	15% to 95% @ 149°F (65°C) non-condensing
Altitude	up to 10,000 ft (3 km)
Acoustics	Fanless
Electrical Characteristics	
Frequency	50Hz/60Hz
AC voltage	100-240VAC
Current	0.3A (12VDC - 1A)
Maximum power rating	12W
Idle power	1W
PoE power	–
Power Supply	External Power Adapter
Safety	<ul style="list-style-type: none"> • EN/IEC 60950- 1:2006 + A11:2009 + A1:2010 + A12:2011 + A2:2013 • EN/IEC 62368-1, 2nd. & 3rd. Ed. • UL 62368-1, 3rd. Ed. • CAN/CSA C22.2 No. 62368-1, 3rd. Ed. • EN/IEC 60825- 1:2018
Emissions	<ul style="list-style-type: none"> • EN 55032:2015/ CISPR 32, Class B • FCC CFR 47 Part 15: 2018, Class B • CES-003, Class B • VCCI-32, Class B • CNS 13438, Class B • KS C 9832, Class B • AS/NZS CISPR 32, Class B
Immunity	BS/EN 55035, CISPR 35, KS C 9835
Generic	EN 55035, CISPR 35
EN	EN/IEC 61000-4-2
ESD	EN/IEC 61000-4-3
Radiated	EN/IEC 61000-4-4
EFT/Burst	EN/IEC 61000-4-5
Surge	EN/IEC 61000-4-6

Technical Specifications

Conducted	EN/IEC 61000-4-8
Power frequency magnetic field	EN/IEC 61000-4-11
Voltage dips and interruptions	EN/IEC 61000-3-2
Harmonics	EN /IEC 61000-3-3
Device Management	Unmanaged
Mounting	
Mounting positions and supported racking	<ul style="list-style-type: none"> • Supports table-top mounting • Supports wall-mounting with ports facing either up or down using base surface mounting holes • Supports under-table mounting using base surface mounting holes
Transceivers	

Aruba Instant On 1430 8G Switch (R8R45A)

I/O ports and slots	8 RJ-45 autosensing 10/100/1000 ports (IEEE 802.3 Type 10BASE-T, IEEE 802.3u Type 100BASE-TX, IEEE 802.3ab Type 1000BASE-T); Duplex: 10BASE-T/100BASE-TX: half or full; 1000BASE-T: full only
Physical Characteristics	
Dimensions	138(d) x 157(w) x 37(h) mm
Weight	1.30 lb (0.59 kg)
Processor and Memory	128Kb EEPROM; Packet buffer size: 2.0 Mb
Performance	
100 Mb latency	< 2.7 µSec
1000 Mb latency	< 1.80 µSec
Throughput (Mpps)	11.90 Mpps
Capacity	16 Gbps
MAC address table size	8192 entries
Reliability MTBF (years)	416.2
Environment	
Operating temperature	32°F to 104°F (0°C to 40°C)
Operating relative humidity	15% to 95% @ 104°F (40°C) non-condensing
Nonoperating/ storage temperature	-40°F to 158°F (-40°C to 70°C) up to 15000 ft
Nonoperating/ storage relative humidity	15% to 95% @ 149°F (65°C) non-condensing
Altitude	up to 10,000 ft (3 km)
Acoustics	Fanless
Electrical Characteristics	
Frequency	50Hz/60Hz
AC voltage	100-240VAC
Current	0.3A (12VDC - 1A)
Maximum power rating	12W
Idle power	1.7W
PoE power	–
Power Supply	External Power Adapter
Safety	<ul style="list-style-type: none"> • EN/IEC 60950- 1:2006 + A11:2009 + A1:2010 + A12:2011 + A2:2013 • EN/IEC 62368-1, 2nd. & 3rd. Ed. • UL 62368-1, 3rd. Ed. • CAN/CSA C22.2 No. 62368-1, 3rd. Ed. • EN/IEC 60825- 1:2018

Technical Specifications

Emissions	<ul style="list-style-type: none"> • EN 55032:2015/ CISPR 32, Class B • FCC CFR 47 Part 15: 2018, Class B • ICES-003, Class B • VCCI-32, Class B • CNS 13438, Class B • KS C 9832, Class B • AS/NZS CISPR 32, Class B
Immunity	BS/EN 55035, CISPR 35, KS C 9835
Generic	EN 55035, CISPR 35
EN	EN/IEC 61000-4-2
ESD	EN/IEC 61000-4-3
Radiated	EN/IEC 61000-4-4
EFT/Burst	EN/IEC 61000-4-5
Surge	EN/IEC 61000-4-6
Conducted	EN/IEC 61000-4-8
Power frequency magnetic field	EN/IEC 61000-4-11
Voltage dips and interruptions	EN/IEC 61000-3-2
Harmonics	EN /IEC 61000-3-3
Device Management	Unmanaged
Mounting	
Mounting positions and supported racking	<ul style="list-style-type: none"> • Supports table-top mounting • Supports wall-mounting with ports facing either up or down using base surface mounting holes • Supports under-table mounting using base surface mounting holes
Transceivers	

Aruba Instant On 1430 8G Class4 PoE 64W Switch (R8R46A)

I/O ports and slots	8 RJ-45 autosensing 10/100/1000 Class 4 PoE ports (IEEE 802.3 Type 10BASE-T, IEEE 802.3u Type 100BASE-TX, IEEE 802.3ab Type 1000BASE-T); Duplex: 10BASE-T/100BASE-TX: half or full; 1000BASE-T: full only
Physical Characteristics	
Dimensions	150(d) x 177(w) x 37(h) mm
Weight	1.70 lb (0.77 kg)
Processor and Memory	128Kb EEPROM; Packet buffer size: 2.0 Mb
Performance	
100 Mb latency	< 2.7 µSec
1000 Mb latency	< 1.80 µSec
Throughput (Mpps)	11.90 Mpps
Capacity	16 Gbps
MAC address table size	8192 entries
Reliability MTBF (years)	131.1
Environment	
Operating temperature	32°F to 104°F (0°C to 40°C)
Operating relative humidity	15% to 95% @ 104°F (40°C) non-condensing
Nonoperating/ storage temperature	-40°F to 158°F (-40°C to 70°C) up to 15000 ft
Nonoperating/ storage relative humidity	15% to 95% @ 149°F (65°C) non-condensing
Altitude	up to 10,000 ft (3 km)
Acoustics	Fanless
Electrical Characteristics	

Technical Specifications

Frequency	50Hz/60Hz
AC voltage	100-240VAC
Current	2A (54VDC - 1.58A)
Maximum power rating	90W
Idle power	4.1W
PoE power	64W Class 4 PoE
Power Supply	External Power Adapter
Safety	<ul style="list-style-type: none"> • EN/IEC 60950- 1:2006 + A11:2009 + A1:2010 + A12:2011 + A2:2013 • EN/IEC 62368-1, 2nd. & 3rd. Ed. • UL 62368-1, 3rd. Ed. • CAN/CSA C22.2 No. 62368-1, 3rd. Ed. • EN/IEC 60825- 1:2018
Emissions	<ul style="list-style-type: none"> • EN 55032:2015/ CISPR 32, Class B • FCC CFR 47 Part 15: 2018, Class B • ICES-003, Class B • VCCI-32, Class B • CNS 13438, Class B • KS C 9832, Class B • AS/NZS CISPR 32, Class B
Immunity	BS/EN 55035, CISPR 35, KS C 9835
Generic	EN 55035, CISPR 35
EN	EN/IEC 61000-4-2
ESD	EN/IEC 61000-4-3
Radiated	EN/IEC 61000-4-4
EFT/Burst	EN/IEC 61000-4-5
Surge	EN/IEC 61000-4-6
Conducted	EN/IEC 61000-4-8
Power frequency magnetic field	EN/IEC 61000-4-11
Voltage dips and interruptions	EN/IEC 61000-3-2
Harmonics	EN /IEC 61000-3-3
Device Management	Unmanaged
Mounting	
Mounting positions and supported racking	<ul style="list-style-type: none"> • Mounts in an EIA standard 19 in telco rack or equipment cabinet. 2-post rack kit included • Supports table-top mounting • Supports rack-mounting using the brackets provided • Supports wall-mounting with ports facing either up or down using either the base surface mounting holes, or the brackets provided • Supports under-table mounting using the brackets provided • Must be mounted top surface up. To prevent possible impact to long-term reliability, product should not be mounted upside-down
Transceivers	



Technical Specifications

Aruba Instant On 1430 16G Switch (R8R47A)	
I/O ports and slots	16 RJ-45 autosensing 10/100/1000 ports (IEEE 802.3 Type 10BASE-T, IEEE 802.3u Type 100BASE-TX, IEEE 802.3ab Type 1000BASE-T); Duplex: 10BASE-T/100BASE-TX: half or full; 1000BASE-T: full only
Physical Characteristics	
Dimensions	258(d) x 275(w) x 44(h) mm
Weight	3.80 lb (01.72 kg)
Processor and Memory	128Kb EEPROM; Packet buffer size: 2.0 Mb
Performance	
100 Mb latency	< 2.7 µSec
1000 Mb latency	< 1.80 µSec
Throughput (Mpps)	23.80 Mpps
Capacity	32 Gbps
MAC address table size	8192 entries
Reliability MTBF (years)	269.8
Environment	
Operating temperature	32°F to 104°F (0°C to 40°C)
Operating relative humidity	15% to 95% @ 104°F (40°C) non-condensing
Nonoperating/ storage temperature	-40°F to 158°F (-40°C to 70°C) up to 15000 ft
Nonoperating/ storage relative humidity	15% to 95% @ 149°F (65°C) non-condensing
Altitude	up to 10,000 ft (3 km)
Acoustics	Fanless
Electrical Characteristics	
Frequency	50Hz/60Hz
AC voltage	100-127VAC / 200- 240VAC
Current	0.2A/0.2A
Maximum power rating	7.9W
Idle power	2.3W
PoE power	–
Power Supply	Internal Power Supply
Safety	<ul style="list-style-type: none"> • EN/IEC 60950- 1:2006 + A11:2009 + A1:2010 + A12:2011 + A2:2013 • EN/IEC 62368-1, 2nd. & 3rd. Ed. • UL 62368-1, 3rd. Ed. • CAN/CSA C22.2 No. 62368-1, 3rd. Ed. • EN/IEC 60825- 1:2018
Emissions	<ul style="list-style-type: none"> • EN 55032:2015/ CISPR 32, Class A • FCC CFR 47 Part 15: 2018, Class A • ICES-003, Class A • VCCI-32, Class A • CNS 13438, Class A • KS C 9832, Class A • AS/NZS CISPR 32, Class A
Immunity	BS/EN 55035, CISPR 35, KS C 9835
Generic	EN 55035, CISPR 35
EN	EN/IEC 61000-4-2
ESD	EN/IEC 61000-4-3
Radiated	EN/IEC 61000-4-4
EFT/Burst	EN/IEC 61000-4-5
Surge	EN/IEC 61000-4-6

Technical Specifications

Conducted	EN/IEC 61000-4-8
Power frequency magnetic field	EN/IEC 61000-4-11
Voltage dips and interruptions	EN/IEC 61000-3-2
Harmonics	EN /IEC 61000-3-3
Device Management	Unmanaged
Mounting	
Mounting positions and supported racking	<ul style="list-style-type: none"> Mounts in an EIA standard 19 in telco rack or equipment cabinet. 2-post rack kit included Supports table-top mounting Supports rack-mounting using the brackets provided Supports wall-mounting with ports facing either up or down using either the base surface mounting holes, or the brackets provided Supports under-table mounting using the brackets provided Must be mounted top surface up. To prevent possible impact to long-term reliability, product should not be mounted upside-down
Transceivers	

Aruba Instant On 1430 16G Class4 PoE 124W Switch (R8R48A)

I/O ports and slots	16 RJ-45 autosensing 10/100/1000 Class 4 PoE ports (IEEE 802.3 Type 10BASE-T, IEEE 802.3u Type 100BASE-TX, IEEE 802.3ab Type 1000BASE-T); Duplex: 10BASE-T/100BASE-TX: half or full; 1000BASE-T: full only
Physical Characteristics	
Dimensions	260(d) x 275(w) x 44(h) mm
Weight	4.60 lb (2.09 kg)
Processor and Memory	128Kb EEPROM; Packet buffer size: 2.0 Mb
Performance	
100 Mb latency	< 2.7 µSec
1000 Mb latency	< 1.80 µSec
Throughput (Mpps)	23.80 Mpps
Capacity	32 Gbps
MAC address table size	8192 entries
Reliability MTBF (years)	126.1
Environment	
Operating temperature	32°F to 104°F (0°C to 40°C)
Operating relative humidity	15% to 95% @ 104°F (40°C) non-condensing
Nonoperating/ storage temperature	-40°F to 158°F (-40°C to 70°C) up to 15000 ft
Nonoperating/ storage relative humidity	15% to 95% @ 149°F (65°C) non-condensing
Altitude	up to 10,000 ft (3 km)
Acoustics	Fanless
Electrical Characteristics	
Frequency	50Hz/60Hz
AC voltage	100-127VAC / 200- 240VAC
Current	1.7A /0.8A
Maximum power rating	147W
Idle power	5W
PoE power	124W Class 4 PoE
Power Supply	Internal Power Supply

Technical Specifications

Safety	<ul style="list-style-type: none"> • EN/IEC 60950- 1:2006 + A11:2009 + A1:2010 + A12:2011 + A2:2013 • EN/IEC 62368-1, 2nd. & 3rd. Ed. • UL 62368-1, 3rd. Ed. • CAN/CSA C22.2 No. 62368-1, 3rd. Ed. • EN/IEC 60825- 1:2018
Emissions	<ul style="list-style-type: none"> • EN 55032:2015/ CISPR 32, Class A • FCC CFR 47 Part 15: 2018, Class A • ICES-003, Class A • VCCI-32, Class A • CNS 13438, Class A • KS C 9832, Class A • AS/NZS CISPR 32, Class A
Immunity	BS/EN 55035, CISPR 35, KS C 9835
Generic	EN 55035, CISPR 35
EN	EN/IEC 61000-4-2
ESD	EN/IEC 61000-4-3
Radiated	EN/IEC 61000-4-4
EFT/Burst	EN/IEC 61000-4-5
Surge	EN/IEC 61000-4-6
Conducted	EN/IEC 61000-4-8
Power frequency magnetic field	EN/IEC 61000-4-11
Voltage dips and interruptions	EN/IEC 61000-3-2
Harmonics	EN /IEC 61000-3-3
Device Management	Unmanaged
Mounting	
Mounting positions and supported racking	<ul style="list-style-type: none"> • Mounts in an EIA standard 19 in telco rack or equipment cabinet. 2-post rack kit included • Supports table-top mounting • Supports rack-mounting using the brackets provided • Supports wall-mounting with ports facing either up or down using either the base surface mounting holes, or the brackets provided • Supports under-table mounting using the brackets provided • Must be mounted top surface up. To prevent possible impact to long-term reliability, product should not be mounted upside-down
Transceivers	

Aruba Instant On 1430 24G Switch (R8R49A)

I/O ports and slots	24 RJ-45 autosensing 10/100/1000 ports (IEEE 802.3 Type 10BASE-T, IEEE 802.3u Type 100BASE-TX, IEEE 802.3ab Type 1000BASE-T); Duplex: 10BASE-T/100BASE-TX: half or full; 1000BASE-T: full only
Physical Characteristics	
Dimensions	225(d) x 340(w) x 44(h) mm
Weight	4.20 lb (1.91 kg)
Processor and Memory	128Kb EEPROM; Packet buffer size: 2.0 Mb
Performance	
100 Mb latency	< 2.7 μSec
1000 Mb latency	< 1.80 μSec
Throughput (Mpps)	35.71 Mpps
Capacity	48 Gbps
MAC address table size	8192 entries
Reliability MTBF (years)	199.5

Technical Specifications

Environment	
Operating temperature	32°F to 104°F (0°C to 40°C)
Operating relative humidity	15% to 95% @ 104°F (40°C) non-condensing
Nonoperating/ storage temperature	-40°F to 158°F (-40°C to 70°C) up to 15000 ft
Nonoperating/ storage relative humidity	15% to 95% @ 149°F (65°C) non-condensing
Altitude	up to 10,000 ft (3 km)
Acoustics	Fanless
Electrical Characteristics	
Frequency	50Hz/60Hz
AC voltage	100-127VAC / 200- 240VAC
Current	0.3A / 0.2A
Maximum power rating	11.7W
Idle power	3.2W
PoE power	–
Power Supply	Internal Power Supply
Safety	<ul style="list-style-type: none"> • EN/IEC 60950- 1:2006 + A11:2009 + A1:2010 + A12:2011 + A2:2013 • EN/IEC 62368-1, 2nd. & 3rd. Ed. • UL 62368-1, 3rd. Ed. • CAN/CSA C22.2 No. 62368-1, 3rd. Ed. • EN/IEC 60825- 1:2018
Emissions	<ul style="list-style-type: none"> • EN 55032:2015/ CISPR 32, Class A • FCC CFR 47 Part 15: 2018, Class A • ICES-003, Class A • VCCI-32, Class A • CNS 13438, Class A • KS C 9832, Class A • AS/NZS CISPR 32, Class A
Immunity	BS/EN 55035, CISPR 35, KS C 9835
Generic	EN 55035, CISPR 35
EN	EN/IEC 61000-4-2
ESD	EN/IEC 61000-4-3
Radiated	EN/IEC 61000-4-4
EFT/Burst	EN/IEC 61000-4-5
Surge	EN/IEC 61000-4-6
Conducted	EN/IEC 61000-4-8
Power frequency magnetic field	EN/IEC 61000-4-11
Voltage dips and interruptions	EN/IEC 61000-3-2
Harmonics	EN /IEC 61000-3-3
Device Management	Unmanaged
Mounting	
Mounting positions and supported racking	<ul style="list-style-type: none"> • Mounts in an EIA standard 19 in telco rack or equipment cabinet. 2-post rack kit included • Supports table-top mounting • Supports rack-mounting using the brackets provided • Supports wall-mounting with ports facing either up or down using either the base surface mounting holes, or the brackets provided • Supports under-table mounting using the brackets provided • Must be mounted top surface up. To prevent possible impact to long-term reliability, product should not be mounted upside-down

Technical Specifications

Transceivers	
Aruba Instant On 1430 26G 2SFP Switch (R8R50A)	
I/O ports and slots	26 RJ-45 autosensing 10/100/1000 ports (IEEE 802.3 Type 10BASE-T, IEEE 802.3u Type 100BASE-TX, IEEE 802.3ab Type 1000BASE-T); Duplex: 10BASE-T/100BASE-TX: half or full; 1000BASE-T: full only 2 SFP 1GbE ports
Physical Characteristics	
Dimensions	225(d) x 388(w) x 44(h) mm
Weight	5.00 lb (2.27 kg)
Processor and Memory	32Mb Flash; Packet buffer size: 12.0 Mb
Performance	
100 Mb latency	< 5.21 µSec
1000 Mb latency	> 2.90 µSec
Throughput (Mpps)	41.68 Mpps
Capacity	56 Gbps
MAC address table size	16384 entries
Reliability MTBF (years)	171.9
Environment	
Operating temperature	32°F to 104°F (0°C to 40°C)
Operating relative humidity	15% to 95% @ 104°F (40°C) non-condensing
Nonoperating/ storage temperature	-40°F to 158°F (-40°C to 70°C) up to 15000 ft
Nonoperating/ storage relative humidity	15% to 95% @ 149°F (65°C) non-condensing
Altitude	up to 10,000 ft (3 km)
Acoustics	Fanless
Electrical Characteristics	
Frequency	50Hz/60Hz
AC voltage	100-127VAC / 200- 240VAC
Current	0.4A / 0.3A
Maximum power rating	16.4W
Idle power	8W
PoE power	–
Power Supply	Internal Power Supply
Safety	<ul style="list-style-type: none"> EN/IEC 60950- 1:2006 + A11:2009 + A1:2010 + A12:2011 + A2:2013 EN/IEC 62368-1, 2nd. & 3rd. Ed. UL 62368-1, 3rd. Ed. CAN/CSA C22.2 No. 62368-1, 3rd. Ed. EN/IEC 60825- 1:2018
Emissions	<ul style="list-style-type: none"> EN 55032:2015/ CISPR 32, Class A FCC CFR 47 Part 15: 2018, Class A ICES-003, Class A VCCI-32, Class A CNS 13438, Class A KS C 9832, Class A AS/NZS CISPR 32, Class A
Immunity	BS/EN 55035, CISPR 35, KS C 9835
Generic	EN 55035, CISPR 35
EN	EN/IEC 61000-4-2
ESD	EN/IEC 61000-4-3

Technical Specifications

Radiated	EN/IEC 61000-4-4
EFT/Burst	EN/IEC 61000-4-5
Surge	EN/IEC 61000-4-6
Conducted	EN/IEC 61000-4-8
Power frequency magnetic field	EN/IEC 61000-4-11
Voltage dips and interruptions	EN/IEC 61000-3-2
Harmonics	EN /IEC 61000-3-3
Device Management	Unmanaged
Mounting	
Mounting positions and supported racking	<ul style="list-style-type: none"> • Mounts in an EIA standard 19 in telco rack or equipment cabinet. 2-post rack kit included • Supports table-top mounting • Supports rack-mounting using the brackets provided • Supports wall-mounting with ports facing either up or down using either the base surface mounting holes, or the brackets provided • Supports under-table mounting using the brackets provided • Must be mounted top surface up. To prevent possible impact to long-term reliability, product should not be mounted upside-down
Transceivers	<ul style="list-style-type: none"> • Aruba 1G SFP LC LX 10km SMF Transceiver (J4859D) • Aruba Instant On 1G SFP LC SX 500m OM2 MMF Transceiver (R9D16A)

General Protocols	
IEEE 802.3i	10 Mbps Ethernet
IEEE 802.3u	100Base-T Ethernet
IEEE 802.3z	1000 Mbps Ethernet
IEEE 802.3ab	1000Base-T
IEEE 802.3af	PoE1 (PoE models only)
IEEE 802.3at	PoE1 (PoE models only)
IEEE 802.3x	Flow Control
IEEE 802.3az	Energy Efficient Ethernet
RFC 2474	QoS diffserv (DSCP) mapping



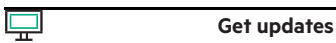
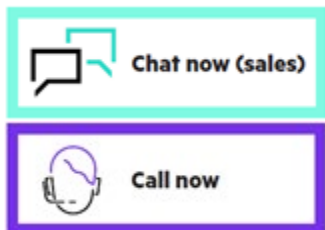
Summary of Changes

Date	Version History	Action	Description of Change
04-Dec-2023	Version 6	Changed	Series name was updated.
20-Mar-2023	Version 5	Changed	Configuration Information section was updated.
12-Dec-2022	Version 4	Changed	Configuration Information section was updated.
07-Nov-2022	Version 3	Changed	Technical Specifications section was updated.
13-Sep-2022	Version 2	Changed	Configuration Information section was updated.
01-Aug-2022	Version 1	New	New QuickSpecs



Copyright

Make the right purchase decision.
Contact our presales specialists.



© Copyright 2023 Hewlett Packard Enterprise Development LP. The information contained herein is subject to change without notice. The only warranties for Hewlett Packard Enterprise products and services are set forth in the express warranty statements accompanying such products and services. Nothing herein should be construed as constituting an additional warranty. Hewlett Packard Enterprise shall not be liable for technical or editorial errors or omissions contained herein.

To learn more, visit: <http://www.hpe.com/networking>

a50004290enw - 16894 - Worldwide - V6 - 04-December-2023