

Description

The Ekinex EK-PWS-UK-USB and EK-PWS-UK model British standard socket outlets are 13 A, 250 V ~ 50/60 Hz G-type wall-mounted devices for powering household appliances. The EK-PWS-UK-USB model is equipped with a USB power supply unit, both type-A and type-C, for recharging mobile phones and in general all electronic devices that can be recharged using USB sockets of the same type. Simultaneous charging of two devices is allowed. EK-PWS-UK model is equipped with a 2P switch.

Functional characteristics

- Connection of home devices with AC 250 V ~ voltage
- Contacts protected by shutters
- Mounting on a round or square wall box
- Terminals for cables with section up to 2.5 mm²
- USB Type-A and Type-C ports for charging electronic devices such as smartphones, tablets, etc. (only for EK-PWS-UK-USB)

Technical data

- Max. rated input voltage: AC 250 V ~
- Max rated input current: 13 A
- Network frequency: 50/60 Hz
- Enhanced contact protection (shutter)
- USB output voltage (only for EK-PWS-UK-USB): DC 5 V, 9 V, 12 V
- USB output current (only for EK-PWS-UK-USB): 3.0 A @ 5V if both ports are connected; USB-A/C: 3.0 A @5V, 2.22 A @9V, 1.67 A @12V
- USB output power (EK-PWS-UK-USB only): 20.0 W Max. total
- Standby power (only for EK-PWS-UK-USB): ≤ 50mW
- Energy efficiency (only for EK-PWS-UK-USB): 83%
- Operating temperature: -10 ... +40 ° C (indoor use)
- Storage / transport temperature: -20 ... +50 ° C
- Protection degree : IP 20
- Safety class 2 (double insulation)
- Connection type: solid or stranded cable with 1.5 ... 2.5 mm² section
- Connection type: screw
- Mounting depth: min. 40 mm
- Housing in plastic material
- Dimensions (LxHxP): 71 x 71 x 38.3 mm (EK-PWS-UK-USB), 71 x 71 x 31.4 mm (EK-PWS-UK)


Completion, delivery and accessories

Plastic adapters, plates and frames are available for mounting on round or square flush-mounted boxes with fixing holes 60 mm apart, or on combinable round flush-mounted boxes with 71 mm center-to-center distance.


The plates and frames are available in plastic, metal, Metal HT or Fenix NTM® material, the frames are available in plastic or aluminum, with several colors and finishing options.

The socket is completed with an ekinex® plate with at least one 55x55 mm window, in combination with a frame mounting adapter from the Form or Flank series or without a frame ('NF', Deep or Surface series). Double or triple mounting at 71 mm center-to-center distance is also possible in combination with double or triple plates equipped with at least one 55 x 55mm window.


The socket can be completed with a square ekinex® frame from the Form (EK-FOQ -...) or Flank (EK-FLQ -...) series; the Deep (EK-DQG -...) or Surface (EK-SQG -...) versions must be mounted without a frame. Double mounting at 71mm center-to-center distance is also possible in combination with double frames from the Form series (EK-FO2 -...) or double frames from




**Single square plate**  
with 55 x 55 mm window  
(EK-PQG-..., EK-DQG-..., EK-SQG-...)




**Double plate**  
with a 60 x 60 mm window and a 55 x 55 mm window  
(EK-P2G-..., EK-D2G-..., EK-S2G-...)




**Double plate**  
with two 55 x 55 mm windows  
(EK-P2P-..., EK-D2P-...,EK-S2P-...)




**Triple plate**  
with three 55 x 55 mm windows  
(EK-D3P-...)




**form square frame**  
EK-FOQ-... (code to be completed with the extension for colour and material)



**flank square frame**  
EK-FLQ-... (code to be completed with the extension for colour and material)




**Double form frame**  
EK-FO2-... (code to be completed with the extension for colour and material)




**Double flank frame**  
EK-FL2-... (code to be completed with the extension for colour and material)

Socket type	Serie	Adapter
Square	Form / Flank	EK-TAQE-1
	'NF / Deep	EK-TAQE-1-NF
	Surface	EK-TAS-Q-1
Double	Form / Flank	EK-A71E
	'NF / Deep	EK-A71E-1-NF
	Surface	EK-TAS-D-1
Triple	Deep	EK-B71-1-NF



**Note.** The plate and possible frame for completing the device must be ordered separately. For more information on available materials, colours and finishes, see also the ekinex® product catalog or browse [www.ekinex.com](http://www.ekinex.com).

the Deep series (EK-D2P -..., EK-D2G -...) or Surface (EK-S2P -..., EK-S2G -...). Finally, triple mounting is available for Deep series (EK-D3P -...).



**Read this instruction sheet carefully before installing and using the device.**

The electrical connection of the appliance can only be performed by qualified personnel. Incorrect installation can cause electric shock or fire. Before making the electrical connections, make sure you have turned off the mains voltage, to avoid injury from electric shock.

To avoid fire, electric shock or personal injury, do not immerse the cables, socket or device to be charged (for EK-PWS-UK-USB only) in water or other liquids.

Do not open the device and do not remove its components in any way. Do not try to repair the device yourself. Any repair work on the appliance can only be performed by qualified personnel.

Install the device only indoors and in dry places, with ambient temperatures between -10 ° C and +40 ° C.

Use flush-mounting boxes for wall installation with a minimum depth of 40 mm.

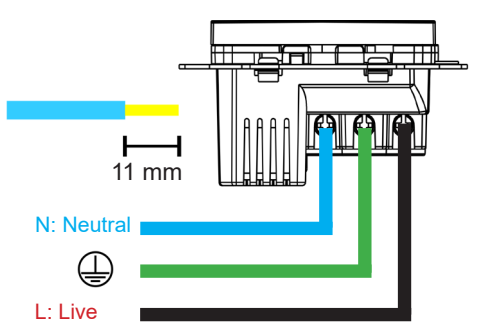
The length of the USB cable should be less than 3m. Please read the instruction manual of the device to be recharged to ensure that it can be used with the power supply (EK-PWS-UK-USB only).

The manufacturer is not responsible for radio or TV interference caused by unauthorized modifications.

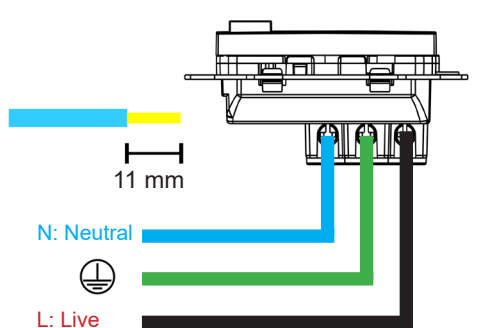
This device is not a toy; do not allow children to use them and do not allow any object to be inserted into the socket.

This device is not intended to be used by people with reduced physical, sensory or mental abilities, nor by people without experience or knowledge of the instructions described here. Therefore they must be instructed and supervised by a person responsible for their safety.

Important Safety advices



Wiring scheme for EK-PWS-UK-USB



Wiring scheme for EK-PWS-UK

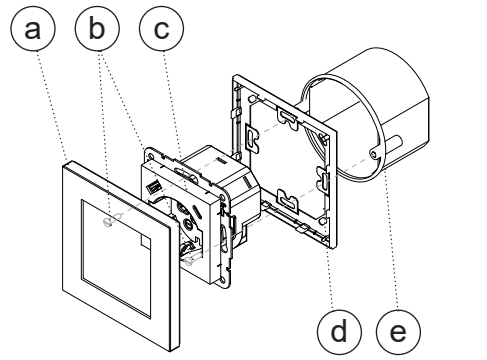
Cable color	Meaning
Brown / black / grey	L = Live wire
Blue	N = Neutral
Yellow + green	PE = Ground

Electrical wiring and mounting


The device has degree of protection IP20, and is therefore suitable for use in dry interior rooms. The installation of the device may require the additional frame for Form or Flank series.

Please do the following steps:

- insert the adapter (d) between the socket (c) and the recessed wall box (e) equipped with special holes;
- using a wire-stripper tool, remove approximately 11 mm of insulation for each of the 3 power cables;
- insert the 3 cables into the terminals as indicated in the wiring scheme picture and fix each of them, tightening the corresponding screw with a screwdriver;
- screw the socket-adapter assembly (c + d) to the flush wall-mounting box (e) by using the supplied pair of screws (b);
- snap-fit the plate (a).

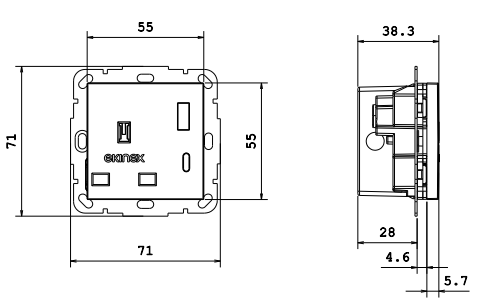


a) Plate (with at least one 55 x 55 mm window)  
b) Screws (for metal support)  
c) Socket device  
d) Adapter (to be ordered separately)  
e) Flush-mounting box (not delivered by ekinex)

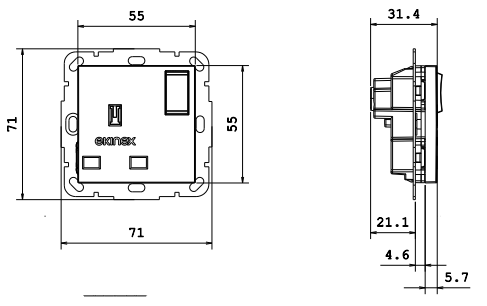


**Note.** Form and Flank series mounting requires a specific adapter with frame (EK-TAQE-1 for square, EK-A71E for double mounting), to be inserted between the flush wall-mounting box and the plate.

Dimensions



EK-PWS-UK-USB



EK-PWS-UK


Marks

- This devices comply with the RoHS 2011/65/EU Directive and subsequent modifications, and the REACh Regulation (EC) n. 1907/2006
- The following harmonised standards and technical specifications have been applied: BS 1363-2:2016+A1:2018, EN 55032:2015/A1:2020, EN IEC 61000-3-2:2019/A1:2021, EN 61000-3-3:2013/A2:2021, EN 55035:2017/A11:2020


Maintenance

The device is maintenance-free. To clean use a dry cloth. It must be avoided the use of solvents or other aggressive substances.

Disposal



At the end of its useful life the product described in this datasheet is classified as waste from electronic equipment in accordance with the European Directive 2012/19/EU (WEEE recast), and cannot be disposed together with the municipal undifferentiated solid waste.



**Warning! Incorrect disposal of this product may cause serious damage to the environment and human health. Please be informed about the correct disposal procedures for waste collecting and processing provided by local authorities.**

Warnings

- Installation, electrical connection, configuration and commissioning of the device can only be carried out by qualified personnel in compliance with the applicable technical standards and laws of the respective countries
- Opening the housing of the device causes the immediate end of the warranty period
- In case of tampering, the compliance with the essential requirements of the applicable directives, for which the device has been certified, is no longer guaranteed
- ekinex® KNX defective devices must be returned to the manufacturer at the following address: EKINEX S.p.A. Via Novara 37, I-28010 Vaprio d'Agogna (NO) Italy

Other information

- The instruction sheet must be delivered to the end customer with the project documentation
- For further information on the product, please contact the ekinex® technical support at the e-mail address: [support@ekinex.com](mailto:support@ekinex.com) or visit the website [www.ekinex.com](http://www.ekinex.com)
- Each ekinex® device has a unique serial number on the label. The serial number can be used by installers or system integrators for documentation purposes and has to be added in each communication addressed to the EKINEX technical support in case of malfunctioning of the device
- Fenix NTM® is a registered trademark of Arpa Industriale S.p.A., Italy

© EKINEX S.p.A. The company reserves the right to make changes to this documentation without notice.



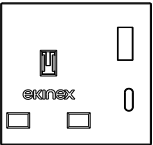
EN

**British standard socket with USB charger  
Type-A and Type-C  
British standard switched socket**

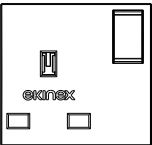
Codes: EK-PWS-UK-USB / EK-PWS-UK



Instructions



EK-PWS-UK-USB



EK-PWS-UK

**EKINEX S.p.A.**  
Via Novara 37  
I-28010 Vaprio d'Agogna (NO), Italia  
Tel. +39 0321 1828980  
[info@ekinex.com](mailto:info@ekinex.com)  
[www.ekinex.com](http://www.ekinex.com)

FISPPWSUKIEXX00