

PD-C 180i/16 Touch KNX

Item number

EP10460104

GTIN

4015120460104



Technical data

GENERAL

Device category	Wall-mounted presence detector
User interface	IR remote control, ETS-Software
Remote controllable	✓
Conformity	CE, EAC, RoHS, WEEE
Warranty	5 years

ATTACHMENT

Installation type	Recessed mounting / device box Ø 68 mm
Installation position	Wall
Installation dimension	Installation depth: 25 mm, Ø 60 mm
Type of connection	Push terminal
Connectable wire cross section	0.60 – 0.80 mm ²

HOUSING

Dimensions	Length 70 mm x Width 70 mm x Height/Depth 55 mm
Weight	35 g
Material	UV-stabilised polycarbonate
Protection type	IP40, IP44 depending on cover (order separately)
Permissible ambient temperature	5 °C...+50 °C
Relative humidity	5 - 93 %, non-condensing
Colour	white, similar to RAL 9010

ELECTRICAL VERSION

Control system	KNX
Protection class	III
Nominal voltage	29 - 31 V DC



Product description

- **KNX** Presence detector with **180° field of detection** for wall mounting
- **Simple touch operation** by contact on the smoke alarm
- **range of up to 16 m** in the diameter at a recommended installation height of 1.1 - 2.2 m
- **In-built acoustic sensor** perfect for use in areas with a complex layout
- For use in KNX (EIB), TP (twisted pair) bus system in conjunction with other KNX components
- Parameter and function settings via ETS (Engineering Tool Software)

Offers special product features like:

- Touch function with touch-sensitive lens
- Acoustic sensor
- KNX functions: Twilight switch, motion direction detection function, brightness detection via object, light-dependent motion detection, night-light feature (seven colours available)

Power consumption 0.2 W

Power consumption 6 mA

SENSORS

Detection angle	180° horizontal, 60° vertical
Detection range diagonally	Ø 16 m
Detection range head-on	Ø 12 m
Detection range presence	Ø 8 m
Field of detection	up to 101 m ²
Recommended installation height	1.1 m
Max. mounting height	2.2 m
Light measurement	mixed light
Level of brightness	5–2000 lx

CHANNELS (LIGHTING / HVAC)

Number of light channels	2
Number of HVAC-channels	1
Push button input lighting	1
Push button input HVAC	✓
Slave input	✓
Mode	Semi-automatic, Fully automatic
Constant light control	✓
Sensitivity configurable	✓
KNX input	manual light control, block objects, slave
KNX output	presence, status, light value, HVAC
KNX functions	Presence simulation, Manual override, Master- / slave-toiminto, Night-light feature, Sensitivity configurable, Sends a telegram at regular intervals
Channel	C1 Lighting

PD-C 180i/16 Touch KNX

Item number	GTIN
EP10460104	4015120460104

Function	Switching, Regulate
Switch contact	Bus system
Push button input	–
Impulse mode	–
Switch-off delay time	30 s...30 min (adjustable in steps)
Orientation light	disabled/0 - 50 %, 2 values can be selected
Switch-off delay time, orientation light	60 s...250 min
Channel	C2 Lighting
Function	Switching, Regulate
Offset setting	c2 offset from c1 (-50 % to +50 %)

Switch contact	Bus system
Push button input	–
Switch-off delay time	10 s...60 min (adjustable in steps)
Orientation light	disabled/0 - 50 %, 2 values can be selected
Switch-off delay time, orientation light	60 s...250 min
Channel	C3 HVAC
Function	Switching
Push button input	–
Switch-on delay	120 s...30 min
Switch-off delay time	10 s...60 min (adjustable in steps)

Factory settings

GENERAL

Sensitivity	60 %
Orientation light, depending on brightness	✓
Switching threshold for orientation light	500 lx
Luminous efficiency switch-on value	60 %

Operating mode	fully automatic
Level of brightness/switching threshold	500 lx
Switch-off delay time	5 min
Luminous efficiency of orientation light	10 %
Channel	C2 HVAC
Operating mode	fully automatic
Level of brightness/switching threshold	500 lx
Switch-off delay time	5 min
Luminous efficiency of orientation light	25 %

CHANNELS (LIGHTING / HVAC)

Channel	C1 Lighting
---------	--------------------

Accessories

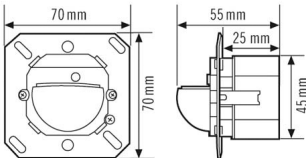

Product designation	Item number	Product description	GTIN
Cover			
COVER IP20 WH	EM10055102	Cover for wall detectors from the STANDARD series, IP20, white, similar to RAL 9010	4015120055102
COVER IP20 SWH	EM10055119	Cover for wall detectors from the STANDARD series, IP20, white, similar to RAL 9016	4015120055119
COVER IP20 CWH	EM10055126	Cover for wall detectors from the STANDARD series, IP20, white, similar to RAL 1013	4015120055126
COVER IP20 AN	EM10055133	Cover for wall detectors from the STANDARD series, IP20, white, similar to RAL 7021	4015120055133
COVER IP20 SR	EM10055140	Cover for wall detectors from the STANDARD series, IP20, silver	4015120055140
COVER ELK RS/PLUS IP20 WH	EM10055270	Cover for wall detector fits with Elko RS/PLUS, IP20, white	4015120055270
COVER SEL Trend IP20 WH	EM10055287	Cover for wall detector fits with Schneider Electric Trend, IP20, white	4015120055287
COVER SEL EXX IP20 WH	EM10055294	Cover for wall detector fits with Schneider Electric Exxact, IP20, white	4015120055294
COVER IP44 WH	EM10055157	Cover for wall detectors from the STANDARD series, IP44, white	4015120055157
COVER BER S1 IP20 PWH	EP10427107	Cover for wall detector fits with Berker S.1, IP20, polar white	4015120427107
COVER BER S1 IP20 WH	EP10427114	Cover for wall detector fits with Berker S.1, IP20, white	4015120427114
COVER BER MOD2 IP20 PWH	EP10427121	Cover for wall detector fits with Berker module 2, IP20, polar white	4015120427121
COVER BUJ REF IP20 WH	EP10427145	Cover for wall detector fits with Busch-Jäger Reflex, IP20, white	4015120427145
COVER GIR S55 IP20 WH	EP10427169	Cover for wall detector fits with Gira Standard 55, IP20, white	4015120427169
COVER GIR S55 IP20 CWH	EP10427176	Cover for wall detector fits with Gira Standard 55, IP20, cream white	4015120427176
Mounting			
MOUNTING BOX IP44 SM WH	EM10055164	Surface-mounted box for wall detectors from the STANDARD series, IP44, white	4015120055164

PD-C 180i/16 Touch KNX

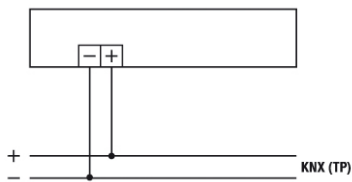
Item number	GTIN
EP10460104	4015120460104

Accessories

Product designation	Item number	Product description	GTIN
Remote control			
ESY-Pen	EP10425356	ESY-Pen and ESY-App, two tools for every task: (1) Parameterisation, (2) remote control, (3) light measurement, (4) project management	4015120425356
REMOTE CONTROL PDi/USER	EM10425547	IR remote control for end users of presence detectors	4015120425547

Dimension drawing	Field of detections	Detection range	
		■ Diagonally (A)	Ø 16 m
		■ Frontal (B)	Ø 12 m
		■ Presence area (C)	Ø 8 m

Circuit diagram



Standard operation