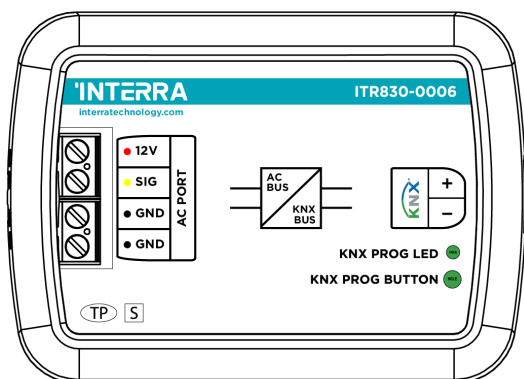


LG AC - KNX Gateway



Product Code	ITR830-0006
Power Supply	EIB Power Supply
Power Consumption	10 mA
Push Buttons	1 x KNX Programming Button
LED Indicators	1 x KNX Programming LED
Type of Protection	IP 20
Mode of Commissioning	S-Mode
Maximum Cable Length	50 m
Maximum Air Humidity	< 90 RH
Temperature Range	Operation (0°C...40°C) Storage (-10°C...70°C)
Flammability	Non-flammable product
Color	Light Grey
Dimensions	88 x 62 x 27 mm (W x H x D)
Certification	KNX Certified
Configuration	Configuration with ETS

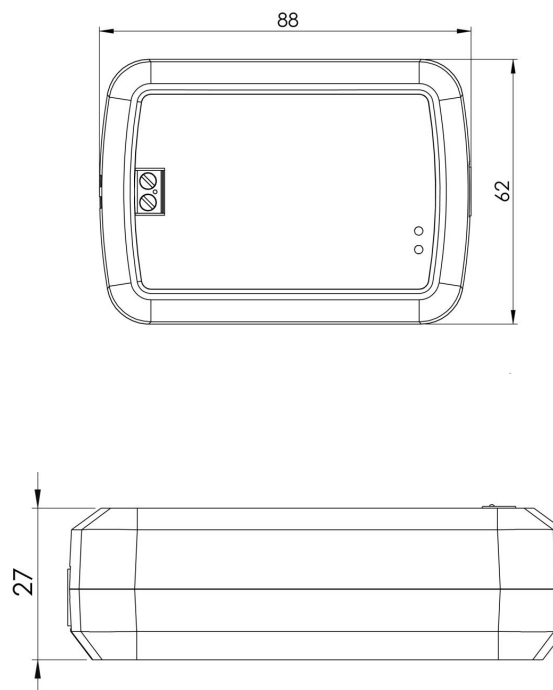
DESCRIPTION

ITR830-0006 is a air conditioner gateway that used for monitoring and control all the functioning parameters of LG air conditioners via KNX bus line. LG AC - KNX Gateway is compatible with models in single, multi, multi-f, multi-f max and VRF types categorized in compatibility list sold by LG.

LG AC - KNX Gateway has easy installation feature and can be installed inside the own AC indoor unit or a proper location away from the air conditioner, it connects one side directly to the electronic circuit of the AC indoor unit and in the other side directly to the KNX bus.

DIMENSIONS

- All values given in the device dimensions are millimetres.



FUNCTIONS

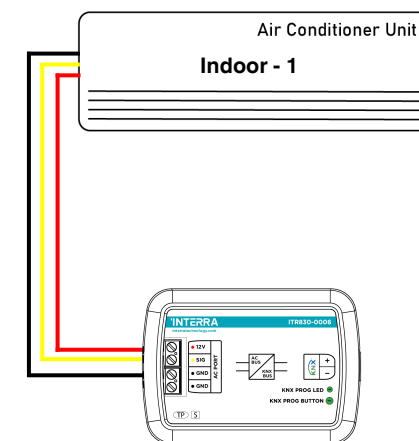
- ITR830-0006 device, provides complete bi-directional integration of LG air conditioners with KNX bus.
- Includes 4 logical advanced parameters, each logical parameter have up to 4 inputs and can be configured as AND, OR & XOR.
- Includes 8 advanced converter parameters, each converter has four operations math calculations according to input type.
- Logic and converter parameters can be used for energy savings, configurable scenes, temperature limits etc.
- The LG AC - KNX gateway provides error notifications for errors that may occur in exceptional cases.

CONNECTION DIAGRAM

In this section, LG AC-KNX gateway connection diagrams are described : Gateway + Single Indoor Unit, Gateway + Multi Indoor Unit, Gateway + Remote Controller + Single Indoor Unit and Gateway + Remote Controller + Multi Indoor Unit.

Gateway + Single Indoor Unit :

The figure on the right shows the connection diagram between the LG AC-KNX Gateway and single air conditioner indoor unit.



GND

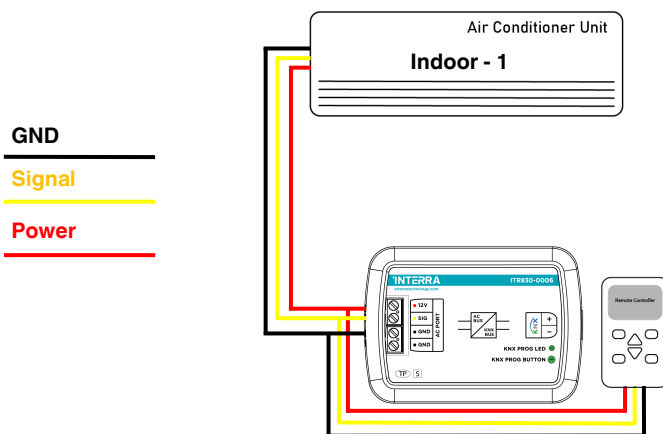
Signal

Power

Gateway + Remote Controller + Single Indoor Unit :

The following figure shows the connection diagram between LG AC KNX interface, air conditioner remote controller and a single indoor unit.

Note: The maximum cable distances that can be used to make the connections are 50 meters. This information must be taken into account during wiring.



Gateway + Multi Indoor Unit :

The figure 1 shows the connection diagram between the LG AC-KNX Gateway and multiple air conditioner indoor units. Some indoor unit models do not support multi indoor unit control. For detailed information, you can contact the air conditioner authorized service.

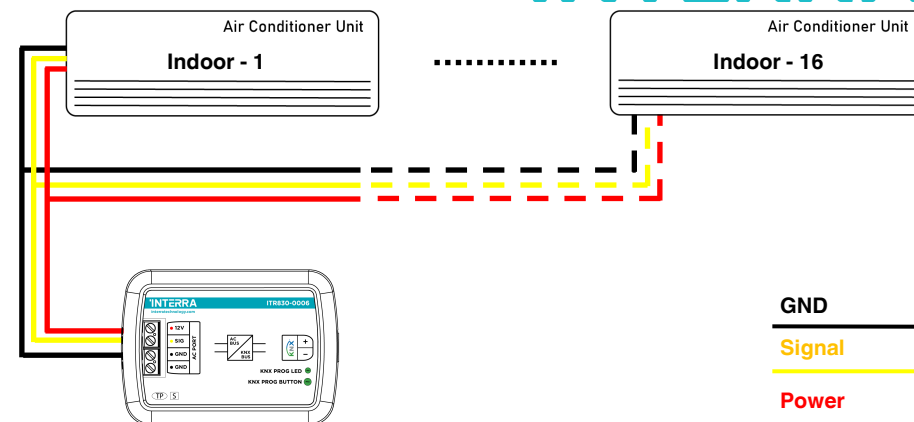


FIGURE 1

Gateway + Remote Controller + Multi Indoor Unit :

The figure 2 shows the connection diagram between the LG AC-KNX Gateway, air conditioner remote controller and multiple air conditioner indoor units. If more than 2 indoor units are to be connected to an air conditioner remote controller, care must be taken to ensure that the connection is as shown in the adjacent figure. Some indoor unit models do not support multi indoor unit control. For detailed information, you can contact the air conditioner authorized service.

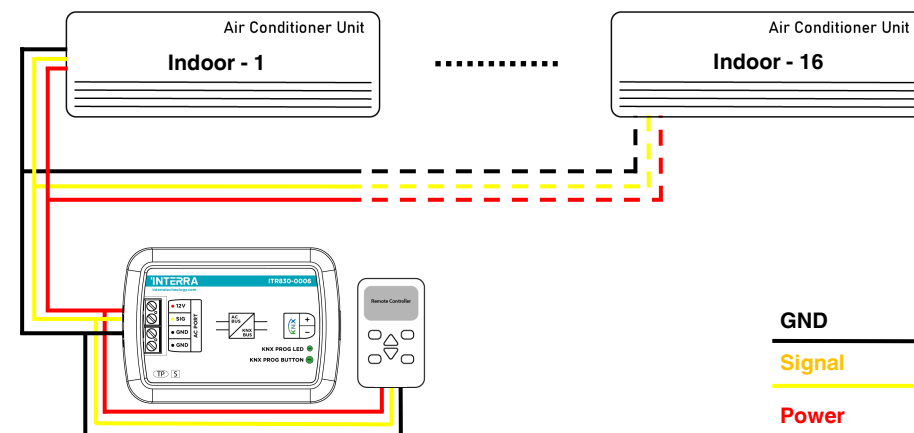


FIGURE 2