



EIB/KNX-Design Userpanels



Push-button panels with aluminium
and stainless steel surface

Control devices for decentralized
intelligent building systems

Since 1996 IPAS has specialized in customer specific manufacturing of push-button panels for decentralized intelligent building systems. All aspects of the design, the synthetic material and metal workmanship, the electronics and the software are implemented by highly qualified professionals. Thus we ensure the high quality of our products.



As material we use 2mm thick aluminium and stainless steel, which is refined on request with different surface treatments:

Stainless steel surfaces for example can be shine polished, brushed or matt, blasted with glass particles. On stainless steel, inscription and symbols are added into the material by using the electrochemically etching process so that the font remains permanently visible.

With aluminium the material is closed by anodising. Thereby, colour pigments can also be embedded. The inscription is engraved and supplied with colour. The keys can be attached flush with or slightly raised above the surface. With the short-travel capacity and the perceptible point of pressure they give certainty of the performed function. Thus the IPAS surfaces fulfil the greatest demands on haptic.

EIB/KNX bus coupling unit already integrated.

The design makes the push-button panel disappear in the wall with its whole electronics, so that only the operator surface is lying on the wall or panelling. This means that no fixing elements are visible. Thus the IPAS push-button panels are applied in a variety of installations: on-wall mounted, flush-mounted, frames, boards, control desks as well as trunking installation for example for Tehalit trunking systems. Push button panels can also be developed as part of an aluminium board which is labelled with a ground-plan, with a corresponding number of status LEDs as response. The LEDs are positioned on the background true to scale.



From existing installation situations IPAS has derived adjusted product lines that can cover a broad spectrum of demands. Discover on the following pages the push-button lines Largho, Contrattempo, Barchetto, as well as inspiration for individual manufacture.

In case you do not find the suitable or desired form for your project in this program our engineers are able to develop in a short period of time a completely new specific design for you.

ANODISING COLORS ALUMINIUM

Different coloring are possible after prior consultation.




C0




C31




C32



C33




C34



C35



EV2



EV3



E.ON headquarter

Design guidelines professor Oswald Mathias Ungers

Surface stainless steel 200 – glass blasted

Fitting flush with the surface in a powder gloss paint coated metal light-weight wall. Light control, sun shade and anti-dazzle device with slat control, heating and cooling regulation with operator setting, comfortable energy saving by activating of the presence button

Operator control panel of the production line Largho

Push-button panels of this line are characterised by the width of the surface (80mm) as well as the slightly broader button (12x18mm). Available are the sizes 160mm and 200mm. For the Largho line with LCD and 10 and 12 keys respectively the model height is 212mm.

Different EIB/KNX functions can be allocated to the buttons:

- Switching of lights
- dimming of lights
- value setting
- Blind control with slat adjustment
- Operator adjustment of the temperature set-point
- Present push button for the release of the comfort adjustment
- Control of the light scenes

Push-button panels of the line Largho Rx have an integrated temperature sensor, which measures temperature between 0..40°C with a resolution accuracy of 0.16K as well as a PI control algorithm for the control of heating and cooling valves, a fan-coil or a floor heating.

On push-button panels of the line Largho RxLCD temperature and operating mode information in plaintext is displayed. Within this line an option for room control with three-step fan coil air conditioners is also available.




Largho R10

User adjustment of temperature set point + 4 sets of buttons, per set, as required:

- 1 x on/off
- 1 x dimming
- 1 x shutters/ louvers
- 2 x switching
- 2 x value setting
- 2 x scene invoking

PI-Regulator heating/cooling
2 status or orientation LEDs

LARGHO FORMAT 80x160mm



Largho 6

3 sets of buttons,
per set, as required:

- 1 x on/off
- 1 x dimming
- 1 x shutters/ louvers
- 2 x switching
- 2 x value setting
- 2 x scene invoking

up to 3 LEDs, for display of status or as orientation light



Largho 8

4 sets of buttons,
per set, as required:

- 1 x on/off
- 1 x dimming
- 1 x shutters/ louvers
- 2 x switching
- 2 x value setting
- 2 x scene invoking

up to 4 LEDs, for display of status or as orientation light

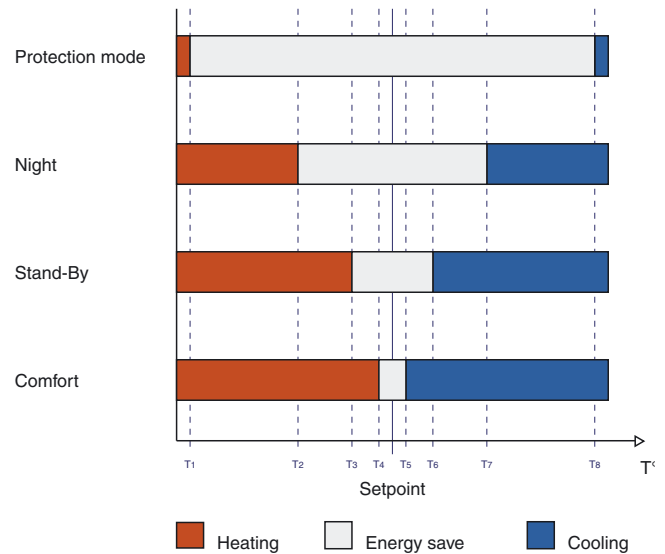
Energy saving without giving up comfort

Largho Taster mit Regler beinhalten viele Funktionen und Details, die alle Energieeinsparpotentiale voll ausschöpfen, ohne dabei die Sicherheit zu beeinträchtigen und ohne es dabei ungemütlich werden zu lassen:

Operating modes:

- Comfort:** as close as possible to the comfort temperature, even small changes are being responded.
- Stand-By:** for short absences, e.g. during meetings, notified through the presence indicator, or before starting work. The room reaches comfort levels within the shortest period of time.
- Night:** The temperature is allowed to flow within a certain degree
- Protection mode:** meant for building protection, especially so as to prevent water pipes from freezing.

All levels Tset, T1 .. T7 are adjustable



Special function: Prolongation of comfort

If the operating mode is changed to „night“ room users can prolong the comfort mode for their room for an adjustable time by means of the presence button. For example, the comfort mode after 6pm can always be extended in this room by 1 hour. All other rooms will be run on energy saving mode during this time.

Intelligent evaluation of window and door contacts:

A brief letting in of air or a short opening of the door does not have to change the operating mode. Only after expiry of an adjustable timer will the device assume that the windows remain open. The regulator will change to protection mode.

Flexibility when choosing the valve actuator:

The PI regulator can regulate both constant motorized EIB valve actuators as well as conventional thermo electrical valves via a corresponding EIB switch actuator. The signal is sent simultaneously as a 0 .. 100% value communication object as well as a pulse-length-modulated binary signal. If a constant valve is opened by 40%, that means in case of the binary signal the switching actuator is opened for 4 minutes and closed for 6 minutes, if the modulation period was set to 10 minutes.


Largho R6

Operator adjustment of the temperature set point + 2 sets of buttons per set, as required:

- 1 x on/off
- 1 x dimming
- 1 x shutters/ louvers
- 2 x switching
- 2 x value setting
- 2 x scene invoking

PI-regulator heating/cooling

1 Orientation-LED




Largho R8

Operator adjustment of temperature set point + 3 sets of buttons, per set, as required:

- 1 x on/off
- 1 x dimming
- 1 x shutters/ louvers
- 2 x switching
- 2 x value setting
- 2 x Scene invoking

PI-Regulator heating/cooling

2 status- or orientation LEDs





Largho R12 LCD

User adjustment of temperature set point
+ 5 sets of buttons, per set, as required:

- 1 x on/off
- 1 x dimming
- 1 x shutters/ louvers
- 2 x switching
- 2 x value setting
- 2 x scene invoking

PI-Regulator heating/cooling, LCD for display
of measurement values and status

Largho R6LCD

User adjustment of temperature
set point + 2 sets of buttons, per
set, as required:

- 1 x on/off
- 1 x dimming
- 1 x shutters/ louvers
- 2 x switching
- 2 x value setting
- 2 x scene invoking

PI-Regulator heating/cooling,
LCD for display of measurement
values and status



Largho R8LCD

User adjustment of temperature
set point + 3 sets of buttons, per
set, as required:

- 1 x on/off
- 1 x dimming
- 1 x shutters/ louvers
- 2 x switching
- 2 x value setting
- 2 x scene invoking

PI-Regulator heating/cooling,
LCD for display of measurement
values and status



Operator control panel of the production line BARCHETTO

The panel for special building situations

The panels of the Barchetto production line are ideal for all situations in which only little space is available such as for example in furniture or in door frames.

So as to be able to incorporate as many functions as possible within the surface, one-button dimming can be parameterized for every set of buttons.

This function is used as follows:

Short pressing of the button: Switching (On -> Off or Off -> On)

Long pressing of the button: Dimming in one direction

Renewed long pressing of the button: Dimming with change of direction

Other functions per pair of buttons are:

- 2 x switching
- 2 x value setting
- 2 x scene invoking
- 1 x dimming (1 button for on/brighter, 1 button for off/darker)
- 1 x shutters/ louvers

An LED is available optionally either as orientation-LED or as status notification

Barchetto 6

- 3 x on/off or
- 3 x dimming,
- 3 x shutters/louvers
- 6 x switching
- 6 x value setting
- 6 x one-button dimming,
- 6 x scene invoking

optional 1 LED



Barchetto 2L

- 1 x on/off or
- 1 x dimming,
- 1 x shutters/louvers,
- 2 x switching
- 2 x value setting
- 2 x one-button dimming
- 2 x Scene invoking

optional 1 LED



Barchetto 4

- 2 x on/off or
- 2 x dimming
- 2 x shutters/louvers
- 4 x switching
- 4 x value setting
- 4 x one-button dimming
- 4 x Scene invoking

optional 1 LED



Operator control panel of the production line CONTRATTEMPO

The Contrattempo series is characterised by smaller, square-shaped switches which allow for greater function density and thereby make the whole look of the control panel filigree and lively.



With a size of 12x12mm the push buttons can be easily operated even with the finger tips of a large hand. In the slightly raised version the button margins can be easily felt.

Up to 6 status-LEDs can be mounted on the panel. As usual, different functions can be allocated to the set of buttons:

- Switching
- Dimming of lights - Value setting
- Blind control with slat adjustment
- Operator adjustment of the temperature set-point
- Present push button for the release of the comfort adjustment
- Control of the light scenes



Contrattempo 6

- 3 x on/off or
- 3 x dimming
- 3 x shutters/louvers
- 6 x switching
- 6 x value setting
- 6 x Scene invoking


optional up to 6 LEDs



Contrattempo 4

- 2 x on/off or
- 2 x dimming
- 2 x shutters/louvers
- 4 x switching
- 4 x value setting
- 4 x Scene invoking


optional up to 1 LED



Head quarters of the Deutsche Post, Bonn

Design guidelines Murphy/Jahn

Surface aluminum brushed naturally anodised in fitting aluminum box mounted on a stele



Paul-Löbe-House and Elisabeth-Lüders-House of the German Parliament

Design guidelines Stephan Braunfels Architekten

Surface aluminum naturally anodised

Fitting flush with surface in wood paneling

Lightning direct and indirect, sun-shade and anti-dazzle device,

Temperature measuring with operator setting,

Energy saving through release of comfort adjustment only after pressing the presence push button

ORDER AND INSCRIPTION

An inscription form is available in pdf format for each type of control panel. The form is available in our Customer Center on the IPAS Website at www.ipas-products.com.

☒ **Barchetto 6L**
Order-Nr. Catalog Page 6

Model

☒ Aluminium, aised button ☐ Stainless Steel, flat buttons
☐ Aluminium, flat buttons

Date 25.01 **Purchase Order-Nr.** A622-1244

Quantity 50 **Catalog Order-Nr** 61B26-1121-06

Project Name Turham **Project Manager** Mr. Jackson

Comments
Leatest at 30.02

Diagram: A vertical control panel with a light indicator (S11) and two push buttons (S12). The panel is labeled with numbers 1, 2, 3, 4, and 5 indicating specific components or sections.

Design Panel Customizer Series

Model

Area Customizable Area

Quantity Customizable Area

Project Name Customizable Area

Comments

Buttons

LEDs

Buttons

Design Panel Customizer Series

Model

Area Customizable Area

Quantity Customizable Area

Project Name Customizable Area

Comments

Buttons

LEDs

Buttons

Design Panel Customizer Series

Model

Area Customizable Area

Quantity Customizable Area

Project Name Customizable Area

Comments

Buttons

LEDs

Buttons

The process is as follows:

1. Choose the panel model by ticking the corresponding box.
2. Please specify whether the surface should be made of stainless steel or aluminum. The aluminum version allows a choice between flat and slightly raised buttons (0.5mm)
3. Following from this a number of details regarding the project need to be given so that the inscription can be allocated to the order. The order number will then be automatically added. Please note down in this section all special requirements or arrangements.
4. If any symbols are required, please enter the respective number on each push button. Pairs of buttons can be given an inscription line. A separate field is available for this.
5. Put checkmark to LED's (availability depends on model).

The details can be sent directly from the form to IPAS.

Design Panel Customizer Series

Model

Area Customizable Area

Quantity Customizable Area

Project Name Customizable Area

Comments

Buttons

LEDs

Buttons

IPAS Partner for individual solutions – our service spectrum

Individual, project specific design of control panels through optimized engineering and production processes even for small production lines. Control of building functions through standardized bus systems. Suitable for different building situations: fitting flush with surface; on-wall mounted; trunking installations columns; door-frames; furniture; paneling; glass double walls; with or without disassembly protection. Pressure release of the push buttons for permanent, reliable use. Pleasant, precise pressing of buttons with short travel-capacity on flush with and slightly raised push buttons. Inscription according to customer guidelines. Easy to maintain surfaces made of stainless steel, blasted with glass particles, brushed, polished or made of refined aluminum are available in a multitude of anodized colours.

Production of displays, operating and control panels and electronics as well as software for the realisation of your room concepts. In accordance with user requirements and business procedures, for example with regard to comfort, multimedia, energy, security, access, time, invoicing, internet usage, remote maintenance, problem diagnosis and management, etc. under consideration of design guidelines and building situations.



IPAS GmbH
Grabenstrasse 149a
D-47057 Duisburg
Tel.: +49 203 37867-0
Fax: +49 203 37867-10
email: support@ipas-products.com
<http://www.ipas-products.com>