



MULTICAL® 603





MULTICAL® 603



> 60 °C



230 VAC



16/25/40 bar




	04
	05
	07
	12
	17
	18
	23
	25
	26
	27



http://static.kamstrup.dk/hardlink/userguides/gb_mc603.htm



<http://products.kamstrup.com/?goto=627>



<http://products.kamstrup.com>



E1

MID ✓ EN1434 ✓

θ : 2 °C...180 °C $\Delta\theta$: 3 K...178 K ✓

E2

DK-BEK 1178 ✓ EN1434 ✓

θ : 2 °C...180 °C $\Delta\theta$: 3 K...178 K ✓

E3

ULTRAFLOW®

θ_q : 2 °C...130 °C ✓

θ_q : 15 °C...130 °C ✓



Ü

E1 ✓ E2 ✓

M

M1 ✓ M2 ✓

5 °C...55 °C ✓

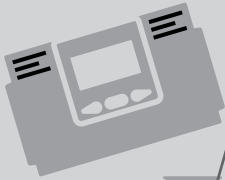
> 25 CM

Home icons: ✓, ✗, ✗

% icon: ✗



MULTICAL® 603

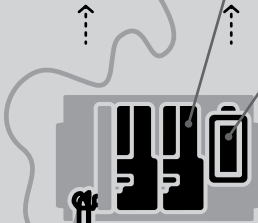


- Data + : HC-003-10 ✓
- Data + : HC-003-11 ✓
- M-Bus + : HC-003-20 ✓
- M-Bus + : HC-003-21 ✓
- wM-Bus + : HC-003-30 ✓

26

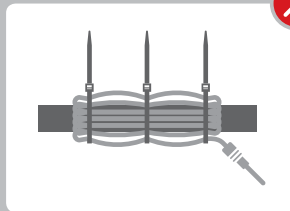
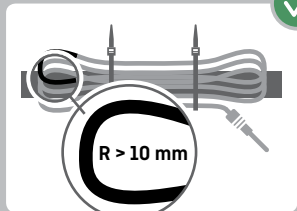
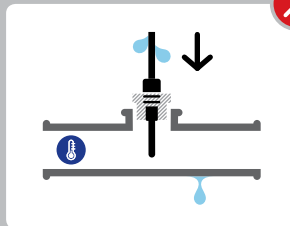
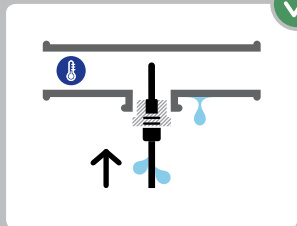
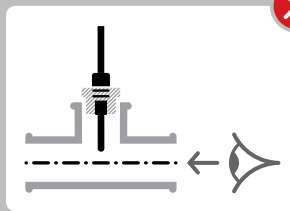
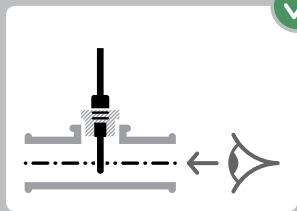


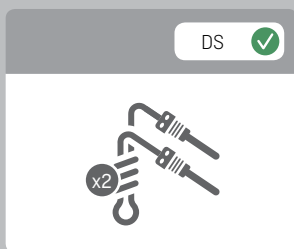
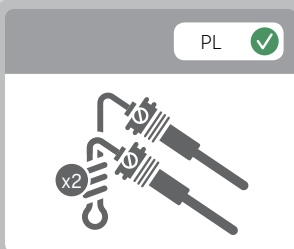
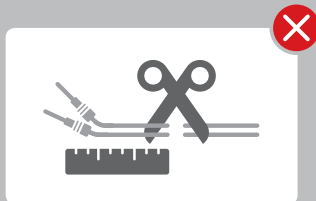
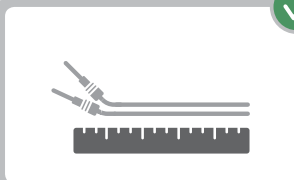
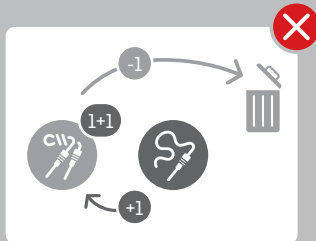
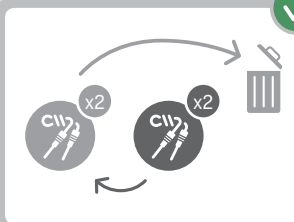
- 1xD: HC-993-02 ✓
- 230 VAC high power: HC-993-03 ✓
- 24 VAC/VDC high power: HC-993-04 ✓
- 230 VAC: HC-993-07 ✓
- 24 VAC: HC-993-08 ✓
- 2xA: HC-993-09 ✓



- MULTICAL® 603-A - Pt100 x2 ✓
- MULTICAL® 603-B - Pt100 x4 ✓
- MULTICAL® 603-C/E/F - Pt500 x2 ✓
- MULTICAL® 603-D/G - Pt500 x4 ✓







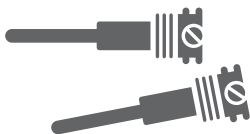


qp	DN	G	DS 27.5	DS38
0.6-1.5	15	G½B	✓	-
0.6-1.5	20	G1B	✓	-
3.5-6	25	G5/4B	✓	-
6	32	G1½B	-	✓
10	40	G2B	-	✓



PN16 ✓

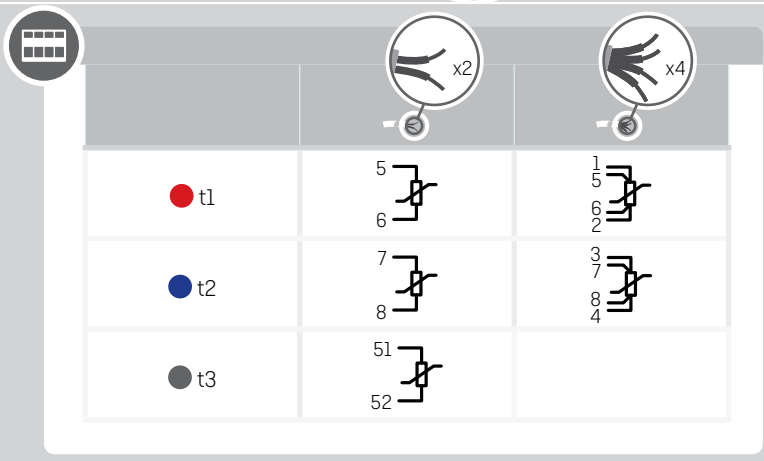
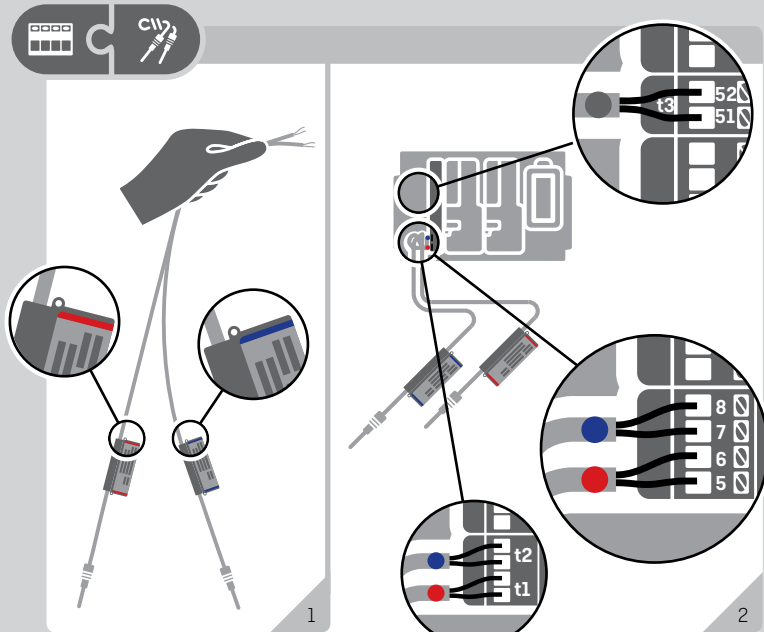
PN25 ✓

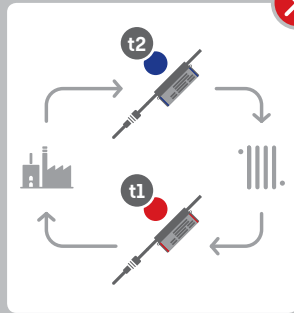
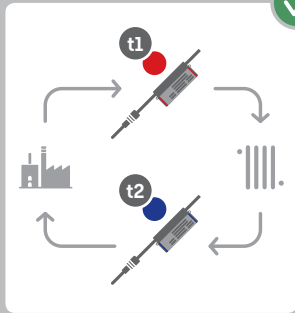


PN16 ✓

PN25 ✓

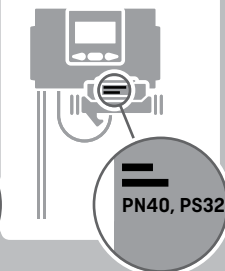
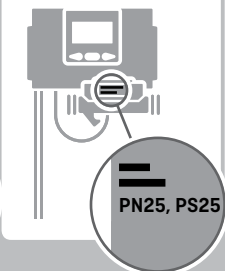
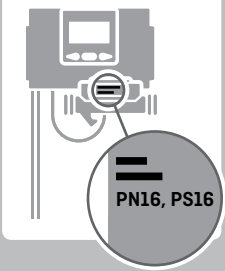








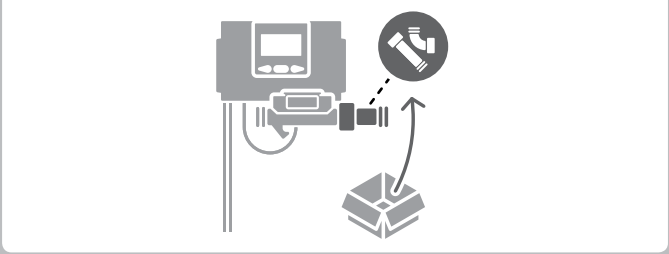
PN16, PS16	PN16, PS16 < DN100	PN16, PS16
PN25, PS25	PN25, PS25	PN25, PS25
PN40, PS32	PN40, PS32	PN40, PS32



PN16, PS16

PN25, PS25

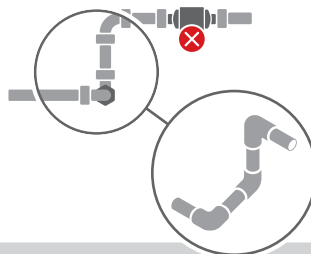
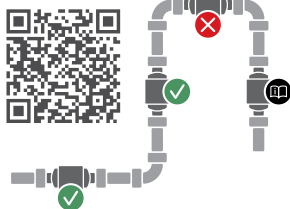
PN40, PS32





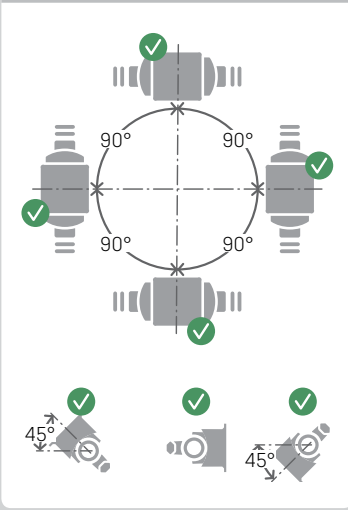
ULTRAFLOW®

9 +	●	V1
10 ↘	●	
11 -	●	
9 +	●	V2
69 ↘	●	
11 -	●	

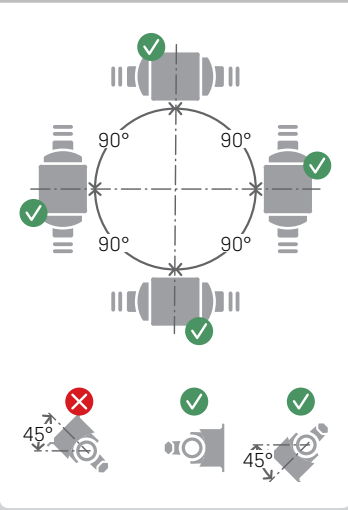




ULTRAFLOW® 54

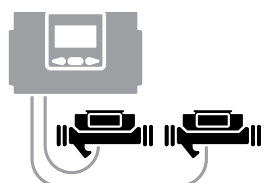


T/N: 65-5-XXHX-XXX



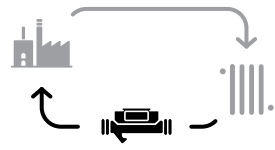
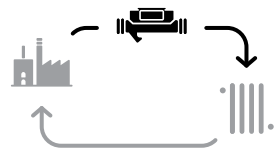
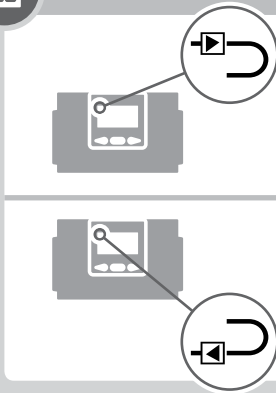
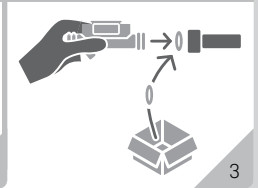
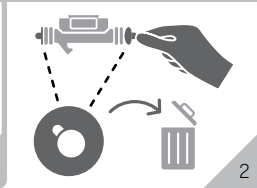
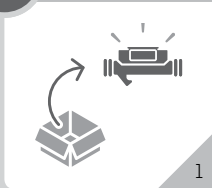
x2 =


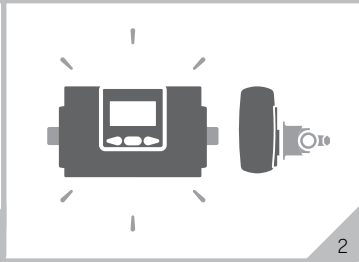
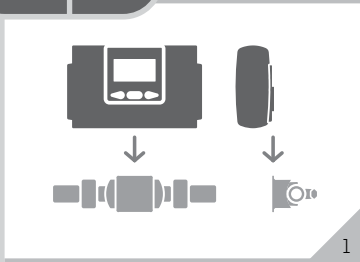
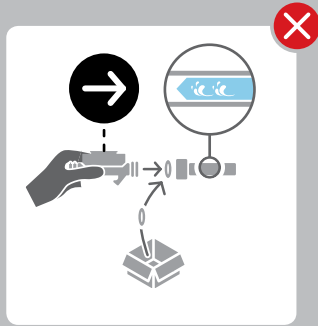
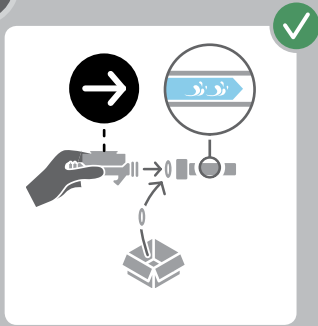
V1 + V2

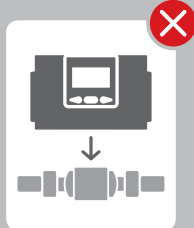

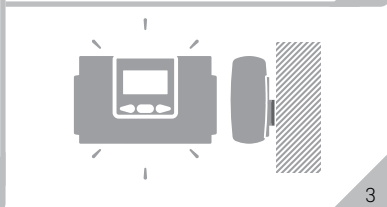
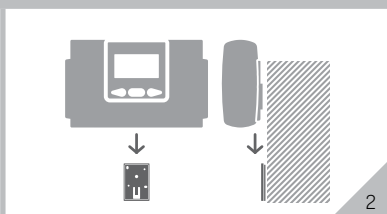
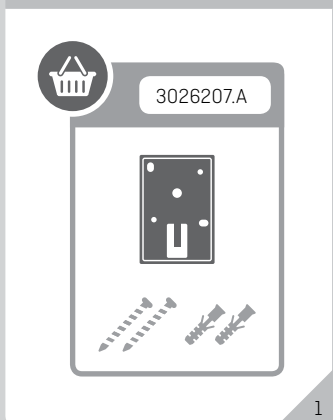


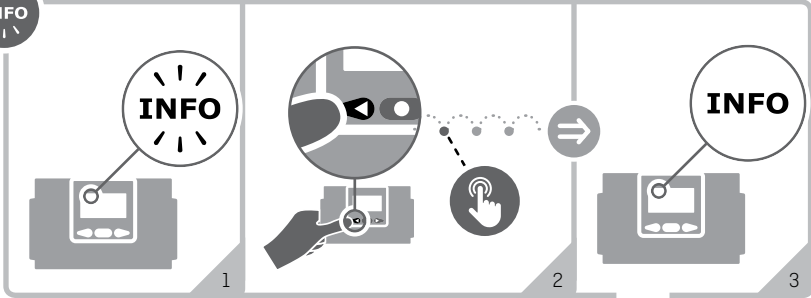
E3

ULTRAFLOW® 34

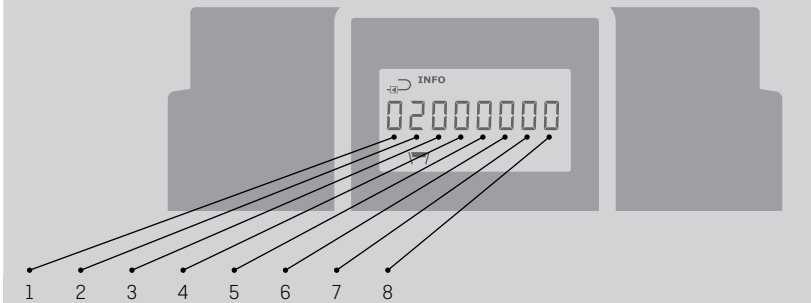








1/5



Info	t1	t2	t3	V1	V2	In-A	In-B
1							
2							
9							



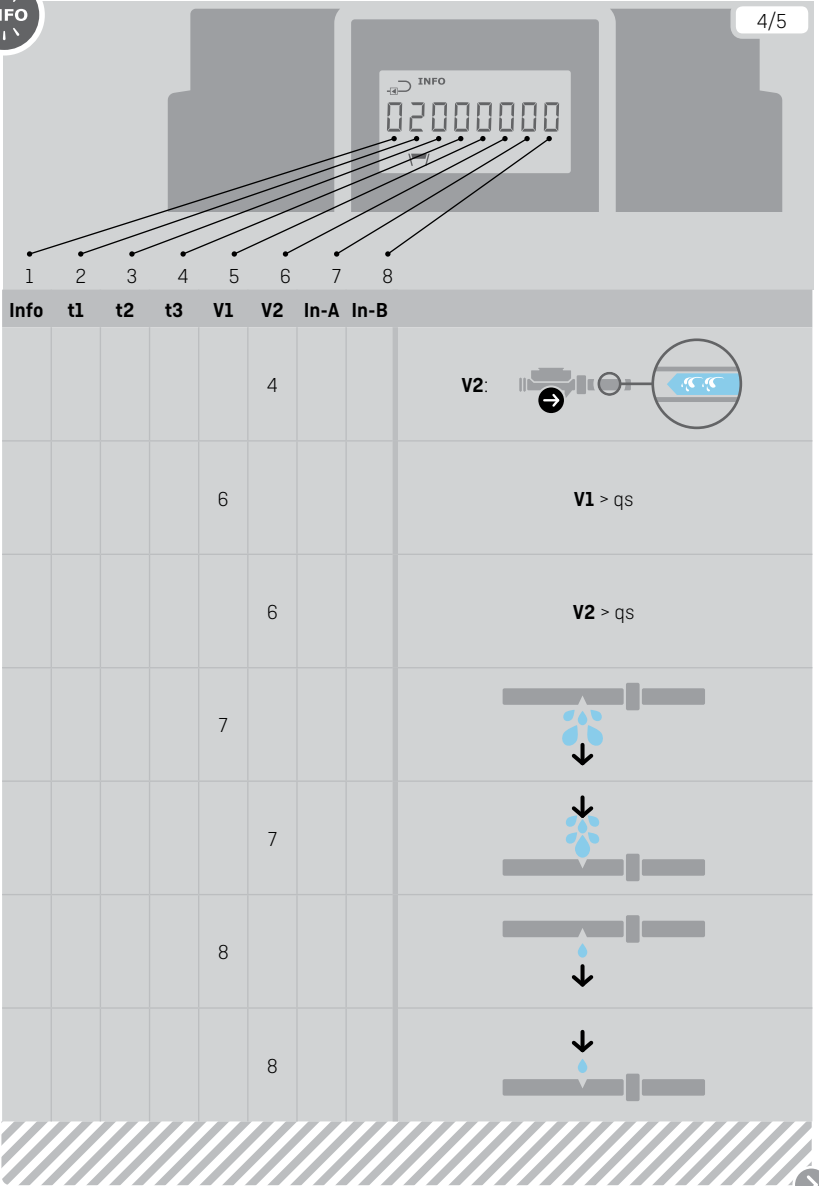


Info	t1	t2	t3	V1	V2	In-A	In-B	
	1							t1 > 185 °C
		1						t2 > 185 °C
			1					t3 > 185 °C
	2							t1 < 0 °C
		2						t2 < 0 °C
			2					t3 < 0 °C
	9	9						$\Delta t (t1-t2) = \text{X}$




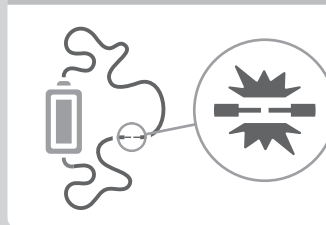
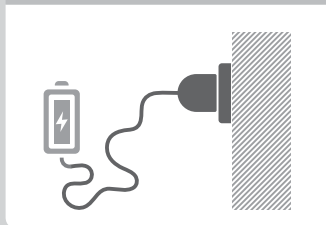


Info	t1	t2	t3	V1	V2	In-A	In-B	
				1				V1:
					1			V2:
				2				V1: p/l = X
					2			V2: p/l = X
				3				V1:
					3			V2:
				4				V1:





Info	t1	t2	t3	V1	V2	In-A	In-B
						7	
						8	
						9	
						7	
						8	
						9	





230 VAC / 50 Hz / 1 W ✓



230 VAC / 50 Hz / 1 W

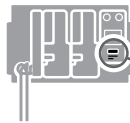
24 VAC / 50 Hz / 1 W ✓



24 VAC / 50 Hz / 1 W

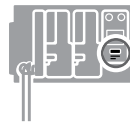
24 VAC/VDC / 50 HZ / 1 W

230 VAC ✓



230 VAC


24 VAC ✓



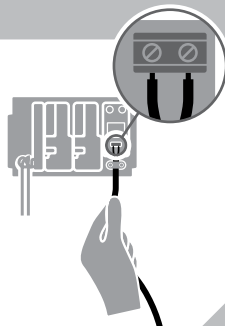
24 VAC



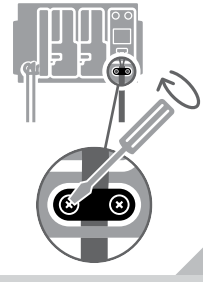
d = 5...8 mm ✓



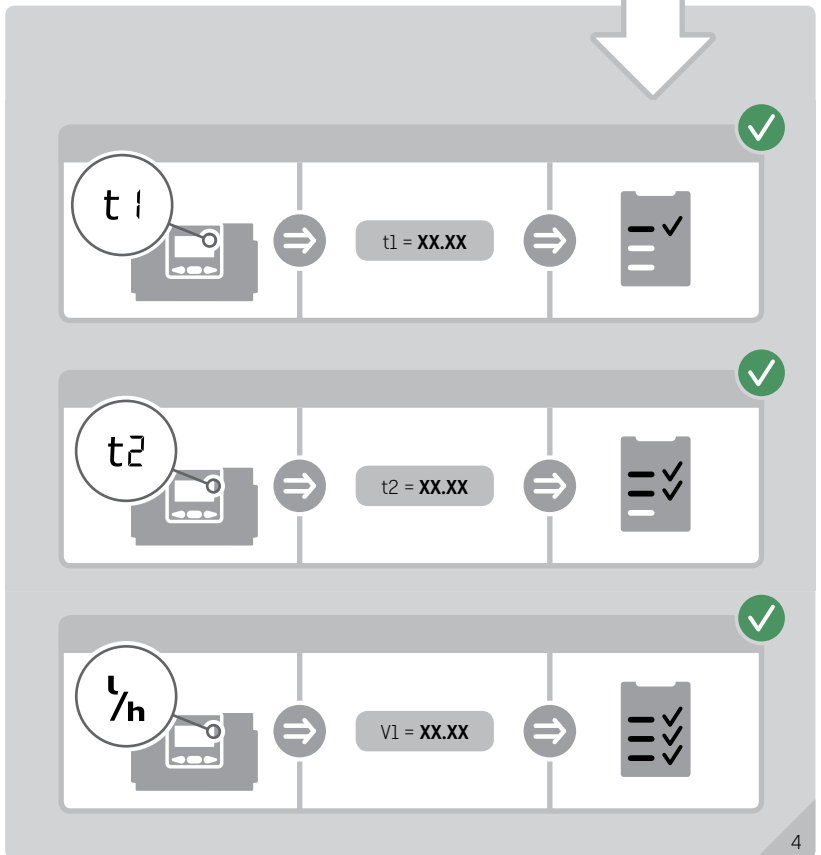
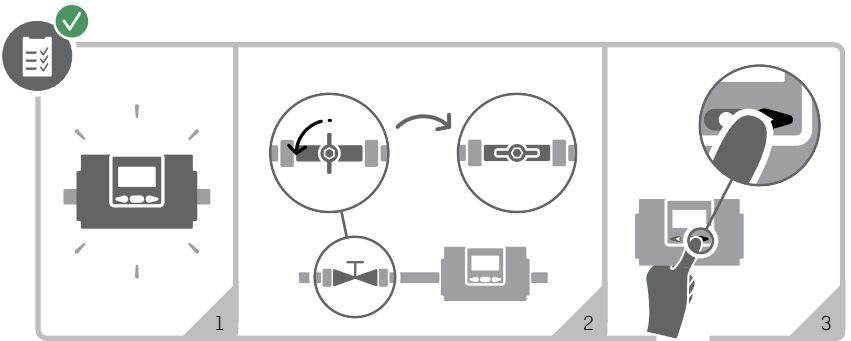
1

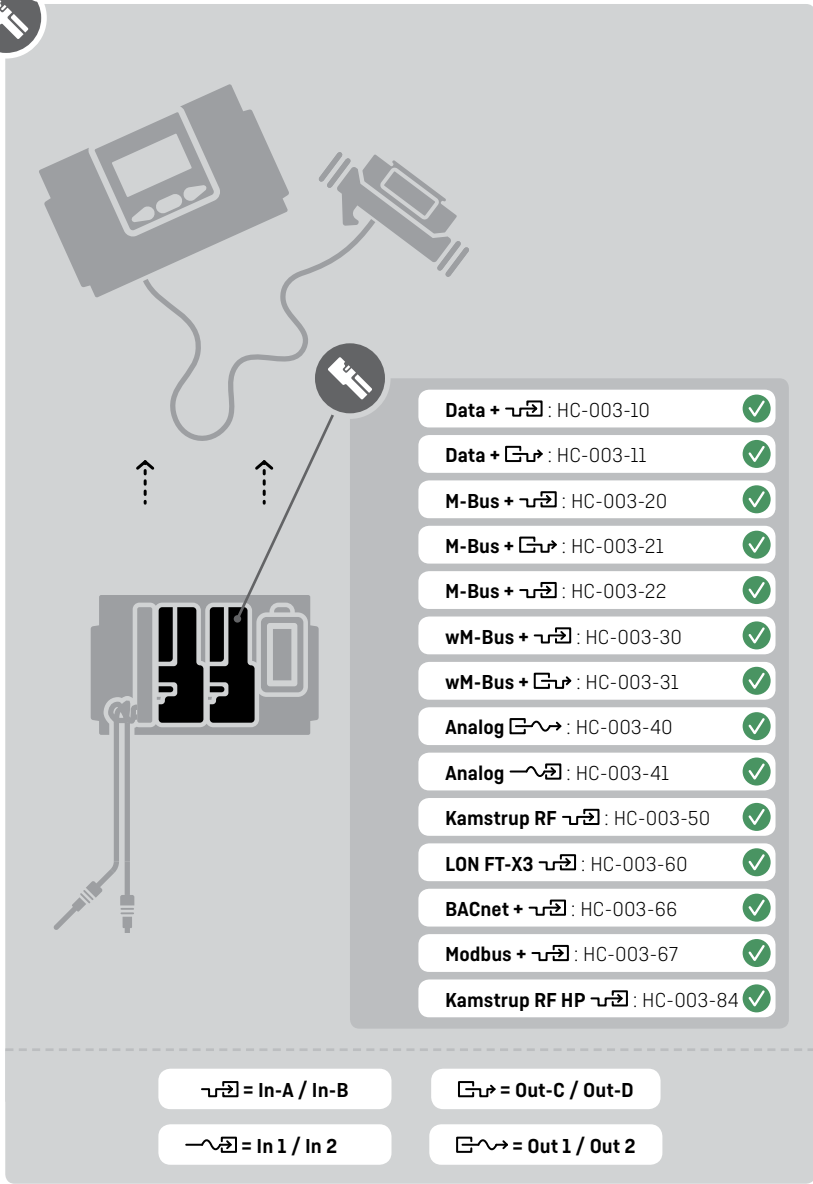


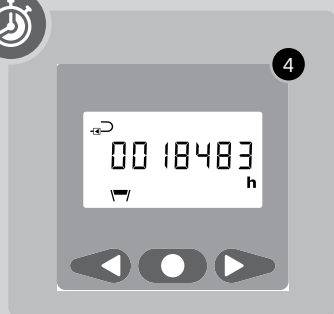

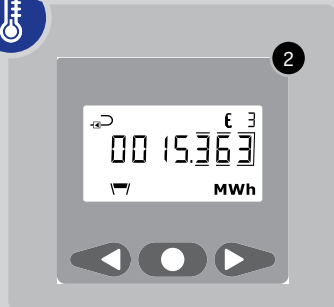
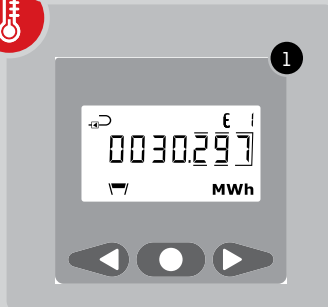
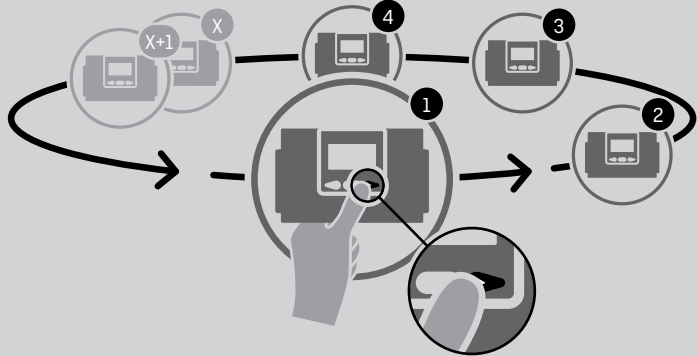
2



3









MULTICAL® 603

