

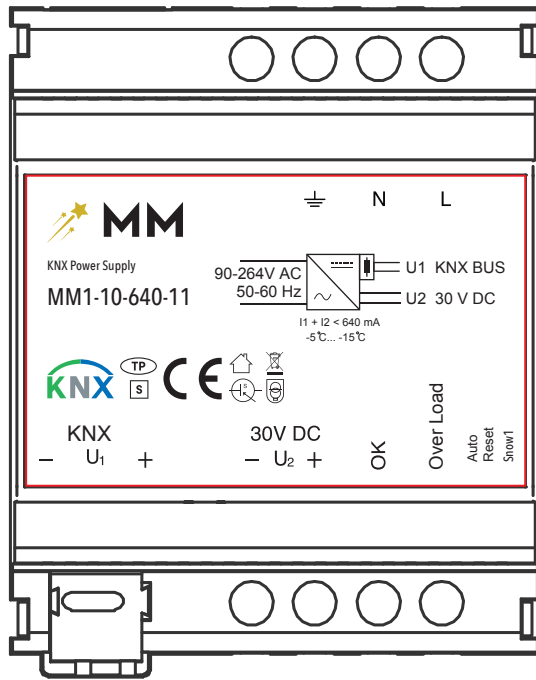


www.mmelectro.com



KNX Power Supply

MM1-10-640-11
640mA



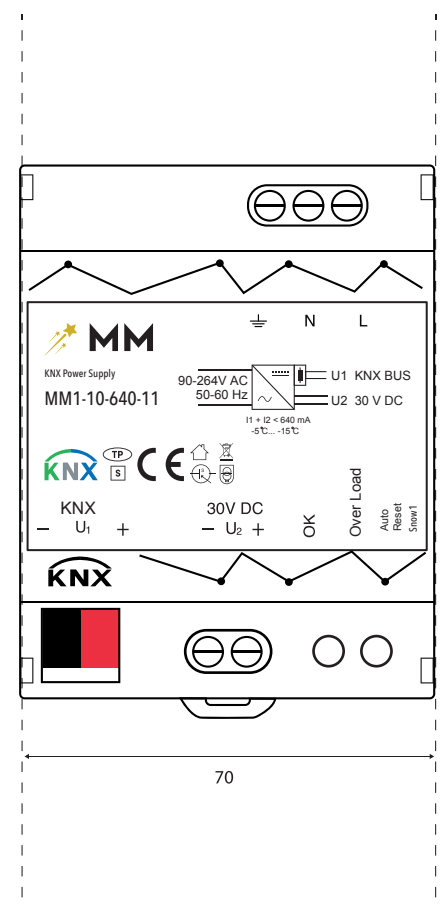
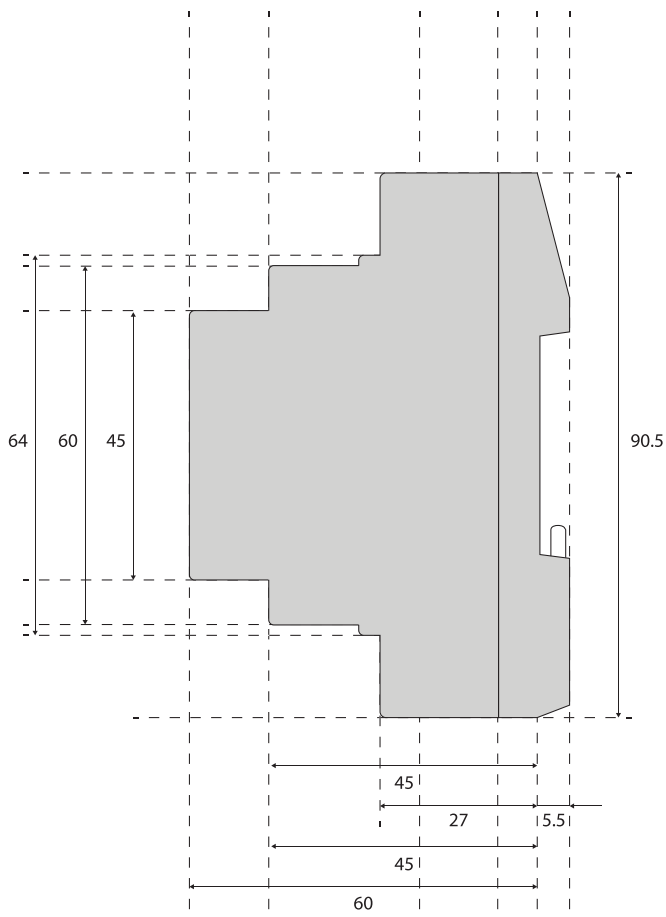
General Features

KNX power supplies generate and monitor the KNX system voltage. The bus line is decoupled from overload protected.

The two-color LED indicates device output status. Device type MM1-10-640-11 has an additional 30 V DC short-circuit and overload protected voltage output that can be used to power an additional bus line (in combination with a separate choke).



Dimension Drawing



Device Technical Data

Type of protection	IP 20	EN 60 529
Protection Grade	II	EN 61 140
Insulation category	Overvoltage category	III EN 60 664-1
Main supply	Input Voltage	90-265V AC, 50-60Hz
	Power consumption PS640	22 W
	Power loss PS640	3,6 W
Connections	Screw terminals	0,2–5,3 mm ² solid stranded wire
		0,2 – 5,3 mm ² stranded wire with ferrule
	Max torque	0.78 Nm
Output	Output 1	KNX bus
		30 VDC +1/-2 V, SELV (integrated choke)
	Output 2	30 VDC +1/-2 V, SELV (without choke)
	Short-circuit current PS640	1,5 A
Installation	35mm mounting rail	EN 60 715
Operating elements	Power (green)	ON: Input V and KNX voltage is OK.
	Overload (red)	ON: Overload or short-circuit.
	Reset LED (red)	ON: Reset in progress.
		Auto Reset. No power on
		KNX bus for 15 s. After reset, LED
Temperature range	Ambient	-5° C + 45° C
	Storage	-25° C + 55° C
Humidity	max. air humidity	95 % no moisture condensation
Dimensions		60 x 70 x 90 mm
	Width G (mm)	70 mm
	Width G (unit)	4 modules (17,5 mm module)
Weight	PS640	0.29 kg
Box	Plastic, polycarbonate, colour grey	
CE	In accordance with the EMC guideline and low voltage	
Configuration	Do not need configuration	

Connection Schematic

