

12 S3 On-Off-Toggle/Dim/Shu/Szene 230201

Use of the application program

Product family: Push button

Product type: Push button, 3-fold

Manufacturer: Siemens

Name: Push button 3-fold UP223
DELTA i-system

Order no.: 5WG1 223-2AB_1

Functional description

The application program „12 S3 On-Off-Toggle/Dim/Shu/Scene 230201“ allows to configure these functions for a single wall switch UP 223: switching, send value, dimming, shutter/blind control or scene control.

Switching / Send value

When one of the rockers is depressed the corresponding telegram (On/Off/Toggle/8-bit value) is sent immediately. Different 8-bit values may be assigned to each rocker. This allows to e.g. set a dimming actuator to a pre-defined value.

Shutter / Blinds

Short and long duration of depressing the rocker are distinguished. When the rocker switch is depressed for a short period then a switching telegram is sent, which changes the angle of the slats or stops the movement of the blinds. When the rocker switch is depressed for a longer period then the blind / shutter moves up or down. The direction of the movement can be assigned as left rocker up / right rocker down or left rocker down / right rocker up during configuration. This parameter allows e.g. for control of roof windows, garage doors etc in both directions.

Dimming

Short and long duration of depressing a rocker are distinguished. When the rocker switch is depressed for a short period then a switching telegram (On, Off, or Toggle) is sent. When the rocker switch is depressed for a longer period, which is configurable, then a dimming telegram is sent. The function is dimming with stop telegram. This function includes a dimming telegram sent to start dimming up or down when the rocker is pressed down and a stop telegram when the rocker is released.

Scene (1-bit)

The "scene (1-bit)" function allows for changing the characteristics of a preset scene, i.e. brightness levels and switching states of the groups within a scene, without using the ETS. A pair of rocker switches can be used to re-

call one scene each (e.g. left rocker: scene 1, right rocker: scene 2) with briefly depressing the respective rocker or save the corresponding scene by depressing the rocker for a longer period. A recall of a scene happens with a 1-bit switching telegram, where the "0"-telegram recalls scene 1 and the "1"-telegram recalls scene 2. A parameter determines, which rocker is assigned to which scene.

A scene is saved via a 1-bit switching telegram, where the "0"-telegram saves scene 1 and the "1"-telegram saves scene 2. The scene controller must have a functionally corresponding application program.

Before saving a scene the actuators belonging to that scene must be set to the desired light levels and switching states. When receiving a save telegram a scene controller is commanded to interrogate the current light levels and switching states of the actuators and save these as scene settings.

The period distinguishing a short from a long button press can be configured.

Scene (8-bit)

The "scene (8-bit)" function allows for changing the characteristics of a preset scene, i.e. brightness levels and switching states of the groups within a scene, without using the ETS. A pair of rocker switches can be used to recall one scene each with briefly depressing the respective rocker or save the corresponding scene by depressing the rocker for a longer period. A recall of a scene happens with an 8-bit telegram, where the lower 6 bits (bit 0-5) contain the scene number, bit 6 is reserved, and bit 7 is set to "0" (recall). A parameter determines, which rocker is assigned to which scene.

A scene is saved via an 8-bit telegram, where the lower 6 bits (bit 0-5) contain the scene number, bit 6 is reserved, and bit 7 is set to "1" (save). The scene controller or actuators with an 8-bit scene function must have a functionally corresponding application program.

Before saving a scene the actuators belonging to that scene must be set to the desired light levels and switching states. When receiving a save telegram scene controllers or actuators with 8-bit scene function are commanded to interrogate the current light levels and switching states of the actuators and save these as scene settings.

The period distinguishing a short from a long button press can be configured.

12 S3 On-Off-Toggle/Dim/Shu/Szene 230201

Software behavior on loss/recovery of bus voltage

An initialisation message on bus voltage recovery is not possible. The switch rockers should not be depressed when the bus voltage returns. If a rocker is depressed the corresponding telegram is sent onto the bus. Yet, other bus devices may not be ready to receive and the message may thus be lost.

Communication objects

Note

The view of the objects can be arranged individually i.e. this view can vary.

Maximum number of group addresses: 9
Maximum number of associations: 9

Switching Communication objects

Phys.Adr.	Application	Produkt
Idr.	Funktion	Objektname
Typ		
01.01.003	12 S3 On-Off-Toggle/Dim/Shu/Scen...	Push button 3-fold UP 223 DELTA I-System
0	On	Switch, upper rocker (left rocker contact)
1	Off	Switch, upper rocker (right rocker contact)
2	On	Switch, middle rocker (left rocker contact)
3	Off	Switch, middle rocker (right rocker contact)
4	On	Switch, lower rocker (left rocker contact)
5	Off	Switch, lower rocker (right rocker contact)

Obj	Function	Objectname	Type	Flag
0	On	Switch, upper rocker (left rocker contact)	1 Bit	CT
1	Off	Switch, upper rocker (right rocker contact)	1 Bit	CT
2	On	Switch, middle rocker (left rocker contact)	1 Bit	CT
3	Off	Switch, middle rocker (right rocker contact)	1 Bit	CT
4	On	Switch, lower rocker (left rocker contact)	1 Bit	CT
5	Off	Switch, lower rocker (right rocker contact)	1 Bit	CT

These objects serve as switching objects for the left and right rocker contacts of the upper and lower pair of rockers. Dependent on the configuration an On or Off telegram is sent. If configured for Toggle switching either On or Off is sent dependent on the current switching state.

Parameter

General | **Rocker top** | Rocker middle | Rocker bottom

Function of upper rocker:

Left contact:

Right contact:

Parameter	Setting
Function of upper rocker	Switch Shutter Dimming with stop telegram Scene 1-bit Scene 8-bit
This parameter determines the function of the rocker. Dependent on the selected function the parameter window "Rocker" changes and presents the corresponding default settings.	
Left contact	On Off Toggle 8-bit value
Right contact	On Off Toggle 8-bit value

These parameters determine the type of telegrams to be sent via the corresponding objects when the left or right rocker contact is depressed.

„On“ respectively „Off“: When the rocker is pressed an On or Off telegram is sent.

„Toggle“: When the rocker is pressed the inverse value of the object is sent (toggle).

„8-bit value“: When the rocker is pressed a value telegram is sent. When this setting is selected the configuration window changes and the parameters for the 8-bit value appear.

General | Rocker top | **Rocker middle** | Rocker bottom

Function of middle rocker:

Left contact:

Right contact:

Parameter	Setting
Function of middle rocker	Switch Shutter Dimming with stop telegram Scene 1-bit Scene 8-bit
This parameter determines the function of the rocker. Dependent on the selected function the parameter window "Rocker" changes and presents the corresponding default settings.	
Left contact	On Off Toggle 8-bit value

12 S3 On-Off-Toggle/Dim/Shu/Szene 230201

Parameter	Setting
Right contact	On Off Toggle 8-bit value

These parameters determine the type of telegrams to be sent via the corresponding objects when the left or right rocker contact is depressed.
 „On“ respectively „Off“: When the rocker is pressed an On or Off telegram is sent.
 „Toggle“: When the rocker is pressed the inverse value of the object is sent (toggle).
 „8-bit value“: When the rocker is pressed a value telegram is sent. When this setting is selected the configuration window changes and the parameters for the 8-bit value appear.

General | Rocker top | Rocker middle | **Rocker bottom**

Function of lower rocker:

Left contact:

Right contact:








Parameter	Setting
Function of lower rocker	Switch Shutter Dimming with stop telegram Scene 1-bit Scene 8-bit

This parameter determines the function of the rocker. Dependent on the selected function the parameter window "Rocker" changes and presents the corresponding default settings.

Left contact	On Off Toggle 8-bit value
Right contact	On Off Toggle 8-bit value

These parameters determine the type of telegrams to be sent via the corresponding objects when the left or right rocker contact is depressed.
 „On“ respectively „Off“: When the rocker is pressed an On or Off telegram is sent.
 „Toggle“: When the rocker is pressed the inverse value of the object is sent (toggle).
 „8-bit value“: When the rocker is pressed a value telegram is sent. When this setting is selected the configuration window changes and the parameters for the 8-bit value appear.

Shutter/blinds
Communication objects

Phys.Adr.		Applikation		Produkt	
Idr.	Funktion	Objektname		Typ	
	01.01.003	12 S3 On-Off-Toggle/Dim/Shu/Scen...		Push button 3-fold UP 223 DELTA I-System	
	0	Open / Closed	Slats, upper rocker		1 Bit
	1	Up / Down	Shutter, upper rocker		1 Bit
	2	Open / Closed	Slats, middle rocker		1 Bit
	3	Up / Down	Shutter, middle rocker		1 Bit
	4	Open / Closed	Slats, lower rocker		1 Bit
	5	Up / Down	Shutter, lower rocker		1 Bit

Obj	Function	Objectname	Typ	Flag
0	Open/Closed	Slats, upper rocker	1 Bit	CT
This object is used to change the angle of the Slats when the rocker is pressed briefly. With the default parameter setting the slats open one step with the left rocker (Off telegram) and close one step with the right rocker (On telegram).				
1	Up/Down	Shutter, upper rocker	1 Bit	CT
This object is used to move the shutter up or down when the corresponding rocker is pressed for a longer period. With the default parameter setting the shutter moves up when the left rocker is depressed (Off telegram) and moves down when the right rocker is depressed (On telegram). Briefly depressing a rocker stops the shutter.				
2	Open/Closed	Slats, middle rocker	1 Bit	KÜ
This object is used to change the angle of the Slats when the rocker is pressed briefly. With the default parameter setting the slats open one step with the left rocker (Off telegram) and close one step with the right rocker (On telegram).				
3	Up/Down	Shutter, middle rocker	1 Bit	KÜ
This object is used to move the shutter up or down when the corresponding rocker is pressed for a longer period. With the default parameter setting the shutter moves up when the left rocker is depressed (Off telegram) and moves down when the right rocker is depressed (On telegram). Briefly depressing a rocker stops the shutter.				
4	Open/Closed	Slats, lower rocker	1 Bit	KÜ
This object is used to change the angle of the Slats when the rocker is pressed briefly. With the default parameter setting the slats open one step with the left rocker (Off telegram) and close one step with the right rocker (On telegram).				
5	Up/Down	Shutter, lower rocker	1 Bit	KÜ
This object is used to move the shutter up or down when the corresponding rocker is pressed for a longer period. With the default parameter setting the shutter moves up when the left rocker is depressed (Off telegram) and moves down when the right rocker is depressed (On telegram). Briefly depressing a rocker stops the shutter.				

12 S3 On-Off-Toggle/Dim/Shu/Szene 230201

Parameters

General	Rocker top	Rocker middle	Rocker bottom
Function of upper rocker		Shutter	
Left / right contact		Shutter Up / Down	
Long switch operation min.		0.5 seconds	

Parameter	Setting
Function of upper rocker	Switch Shutter Dimming with stop telegram Scene 1-bit Scene 8-bit
This parameter determines the function of the rocker. Dependent on the selected function the parameter window "Rocker" changes and presents the corresponding default settings.	
Left / right contact	Shutter Up/Down Shutter Down/Up
These parameters determine the type of telegrams to be sent via the corresponding objects when the left or right rocker contact is depressed. With the default settings a short press on the left rocker opens the Slats one step via an Off telegram. A short press on the right rocker closes the slats one step via an On telegram. A long press on the left rocker moves the shutter Up via an Off telegram and a long press on the right rocker closes the shutter with an On telegram.	
Long switch operation min.	0.3; 0.4; 0.5 ; 0.6; 0.8; 1.0; 1.2; 1.5; 2.0; 2.5; 3.0; 4.0; 5.0; 6.0; 7.0 seconds
This parameter determines the period for detection of a long switch operation. If a rocker is depressed for a longer period then this is detected as a long switch operation.	

General	Rocker top	Rocker middle	Rocker bottom
Function of middle rocker		Shutter	
Left / right contact		Shutter Up / Down	
Long switch operation min.		0.5 seconds	

Parameter	Setting
Function of middle rocker	Switch Shutter Dimming with stop telegram Scene 1-bit Scene 8-bit
This parameter determines the function of the rocker. Dependent on the selected function the parameter window "Rocker" changes and presents the corresponding default settings.	
Left / right contact	Shutter Up/Down Shutter Down/Up

Parameter	Setting
These parameters determine the type of telegrams to be sent via the corresponding objects when the left or right rocker contact is depressed. With the default settings a short press on the left rocker opens the Slats one step via an Off telegram. A short press on the right rocker closes the slats one step via an On telegram. A long press on the left rocker moves the shutter Up via an Off telegram and a long press on the right rocker closes the shutter with an On telegram.	
Long switch operation min.	0.3; 0.4; 0.5 ; 0.6; 0.8; 1.0; 1.2; 1.5; 2.0; 2.5; 3.0; 4.0; 5.0; 6.0; 7.0 seconds
This parameter determines the period for detection of a long switch operation. If a rocker is depressed for a longer period then this is detected as a long switch operation.	

General	Rocker top	Rocker middle	Rocker bottom
Function of lower rocker		Shutter	
Left / right contact		Shutter Up / Down	
Long switch operation min.		0.5 seconds	

Parameter	Setting
Function of lower rocker	Switch Shutter Dimming with stop telegram Scene 1-bit Scene 8-bit
This parameter determines the function of the rocker. Dependent on the selected function the parameter window "Rocker" changes and presents the corresponding default settings.	
Left / right contact	Shutter Up/Down Shutter Down/Up
These parameters determine the type of telegrams to be sent via the corresponding objects when the left or right rocker contact is depressed. With the default settings a short press on the left rocker opens the Slats one step via an Off telegram. A short press on the right rocker closes the slats one step via an On telegram. A long press on the left rocker moves the shutter Up via an Off telegram and a long press on the right rocker closes the shutter with an On telegram.	
Long switch operation min.	0.3; 0.4; 0.5 ; 0.6; 0.8; 1.0; 1.2; 1.5; 2.0; 2.5; 3.0; 4.0; 5.0; 6.0; 7.0 seconds
This parameter determines the period for detection of a long switch operation. If a rocker is depressed for a longer period then this is detected as a long switch operation.	

12 S3 On-Off-Toggle/Dim/Shu/Szene 230201

Dimming with Stop telegram
Communication objects

Phys.Adr.	Applikation		Produkt	
Adr.	Funktion	Objektname	Typ	
01.01.003	12 S3 On-Off-Toggle/Dim/Shu/Szen...	Push button 3-fold UP 223 DELTA I-System		
0	On / Off	Dimming On / Off, upper rocker	1 Bit	
1	Brighter / Darker	Dimming, upper rocker	4 Bit	
2	On / Off	Dimming On / Off, middle rocker	1 Bit	
3	Brighter / Darker	Dimming, middle rocker	4 Bit	
4	On / Off	Dimming On / Off, lower rocker	1 Bit	
5	Brighter / Darker	Dimming, lower rocker	4 Bit	

Obj	Function	Object name	Typ	Flag
0	On/Off	Dimming On/Off, upper rocker	1 Bit	CT
<p>This object serves as switching object for the upper rocker when the rocker is depressed for a short period. This is the behavior for the default parameter settings: If the left rocker contact is pressed an On telegram is sent. If the right rocker contact is pressed an Off telegram is sent. When the Toggle/Toggle configuration is selected then an On or Off telegram is sent dependent on the current object status is sent.</p>				
1	Brighter/Darker	Dimming, upper rocker	4 Bit	CT
<p>This object serves as dimming object for the upper rocker and sends a dimming telegram when the upper rocker is depressed for a longer period. This is the behavior for the default parameter settings: If the left rocker contact is pressed a telegram for dimming brighter is sent. If the right rocker contact is pressed a telegram for dimming darker is sent. When the rocker is released a stop telegram is sent.</p>				
2	On/Off	Dimming On/Off, middle rocker	1 Bit	CT
<p>This object serves as switching object for the lower rocker when the rocker is depressed is depressed for a short period. This is the behavior for the default parameter settings: If the left rocker contact is pressed an On telegram is sent. If the right rocker contact is pressed an Off telegram is sent. When the Toggle/Toggle configuration is selected then an On or Off telegram is sent dependent on the current object status is sent.</p>				
3	Brighter/Darker	Dimming, middle rocker	4 Bit	CT
<p>This object serves as dimming object for the switch and sends a dimming telegram when the switch is depressed for a longer period. This is the behavior for the default parameter settings: If the left rocker contact is pressed a telegram for dimming brighter is sent. If the right rocker contact is pressed a telegram for dimming darker is sent. When the rocker is released a stop telegram is sent.</p>				

Obj	Function	Object name	Typ	Flag
4	On/Off	Dimming On/Off, lower rocker	1 Bit	CT
<p>This object serves as switching object for the lower rocker when the rocker is depressed is depressed for a short period. This is the behavior for the default parameter settings: If the left rocker contact is pressed an On telegram is sent. If the right rocker contact is pressed an Off telegram is sent. When the Toggle/Toggle configuration is selected then an On or Off telegram is sent dependent on the current object status is sent.</p>				
5	Brighter/Darker	Dimming, lower rocker	4 Bit	CT
<p>This object serves as dimming object for the switch and sends a dimming telegram when the switch is depressed for a longer period. This is the behavior for the default parameter settings: If the left rocker contact is pressed a telegram for dimming brighter is sent. If the right rocker contact is pressed a telegram for dimming darker is sent. When the rocker is released a stop telegram is sent.</p>				

Parameter

General **Rocker top** | Rocker middle | Rocker bottom

Function of upper rocker:

Left / right contact:

Long switch operation min.:

Parameter	Setting
Function of upper rocker	Switch Shutter Dimming with stop telegram Scene 1-bit Scene 8-bit
<p>This parameter determines the function of the rocker. Dependent on the selected function the parameter window "Rocker" changes and presents the corresponding default settings.</p>	

12 S3 On-Off-Toggle/Dim/Shu/Szene 230201

Parameter	Setting
Left / right contact	Toggle / Toggle On / Off Off / On
<p>This parameter determines the function of the left and right contacts. In the default setting an On telegram is sent when the left rocker contact is depressed briefly. When the right rocker contact is depressed briefly an Off telegram is sent. If a rocker contact is depressed for a longer period a dimming brighter telegram is sent when the left rocker contact is depressed and a dimming darker telegram is sent when the right rocker contact is depressed. When the rocker is released a stop telegram is sent.</p> <p>If the parameter setting Off/On is selected depressing the left rocker contact briefly initiates an Off telegram to be sent. When the right rocker contact is depressed then an On telegram is sent.</p> <p>If a rocker contact is depressed for a longer period a dimming darker telegram is sent when the left rocker contact is depressed and a dimming brighter telegram is sent when the right rocker contact is depressed. When the rocker is released a stop telegram is sent.</p> <p>If the parameter setting Toggle/Toggle is selected depressing one of the rocker contacts briefly initiates an On or Off telegram dependent on the current object status.</p> <p>The dimming function follows the behavior for the On/Off setting.</p>	
Long switch operation min.	0.3; 0.4; 0.5 ; 0.6; 0.8; 1.0; 1.2; 1.5; 2.0; 2.5; 3.0; 4.0; 5.0; 6.0; 7.0 seconds
<p>This parameter determines the period for detection of a long switch operation. If a rocker is depressed for a longer period then this is detected as a long switch operation.</p>	

General	Rocker top	Rocker middle	Rocker bottom
Function of middle rocker			
		Dimming with stop telegram	
Left / right contact		On / Off	
Long switch operation min.		0.5 seconds	

Parameter	Setting
Function of middle rocker	Switch Shutter Dimming with stop telegram Scene 1-bit Scene 8-bit
<p>This parameter determines the function of the rocker. Dependent on the selected function the parameter window "Rocker" changes and presents the corresponding default settings.</p>	

Parameter	Setting
Left / right contact	Toggle / Toggle On / Off Off / On
<p>This parameter determines the function of the left and right contacts. In the default setting an On telegram is sent when the left rocker contact is depressed briefly. When the right rocker contact is depressed briefly an Off telegram is sent. If a rocker contact is depressed for a longer period a dimming brighter telegram is sent when the left rocker contact is depressed and a dimming darker telegram is sent when the right rocker contact is depressed. When the rocker is released a stop telegram is sent.</p> <p>If the parameter setting Off/On is selected depressing the left rocker contact briefly initiates an Off telegram to be sent. When the right rocker contact is depressed then an On telegram is sent.</p> <p>If a rocker contact is depressed for a longer period a dimming darker telegram is sent when the left rocker contact is depressed and a dimming brighter telegram is sent when the right rocker contact is depressed. When the rocker is released a stop telegram is sent.</p> <p>If the parameter setting Toggle/Toggle is selected depressing one of the rocker contacts briefly initiates an On or Off telegram dependent on the current object status.</p> <p>The dimming function follows the behavior for the On/Off setting.</p>	
Long switch operation min.	0.3; 0.4; 0.5 ; 0.6; 0.8; 1.0; 1.2; 1.5; 2.0; 2.5; 3.0; 4.0; 5.0; 6.0; 7.0 seconds
<p>This parameter determines the period for detection of a long switch operation. If a rocker is depressed for a longer period then this is detected as a long switch operation.</p>	

General	Rocker top	Rocker middle	Rocker bottom
Function of lower rocker			
		Dimming with stop telegram	
Left / right contact		On / Off	
Long switch operation min.		0.5 seconds	








Parameter	Setting
Function of lower rocker	Switch Shutter Dimming with stop telegram Scene 1-bit Scene 8-bit
<p>This parameter determines the function of the rocker. Dependent on the selected function the parameter window "Rocker" changes and presents the corresponding default settings.</p>	

12 S3 On-Off-Toggle/Dim/Shu/Szene 230201

Parameter	Setting
Left / right contact	Toggle / Toggle On / Off Off / On
<p>This parameter determines the function of the left and right contacts. In the default setting an On telegram is sent when the left rocker contact is depressed briefly. When the right rocker contact is depressed briefly an Off telegram is sent. If a rocker contact is depressed for a longer period a dimming brighter telegram is sent when the left rocker contact is depressed and a dimming darker telegram is sent when the right rocker contact is depressed. When the rocker is released a stop telegram is sent.</p> <p>If the parameter setting Off/On is selected depressing the left rocker contact briefly initiates an Off telegram to be sent. When the right rocker contact is depressed then an On telegram is sent.</p> <p>If a rocker contact is depressed for a longer period a dimming darker telegram is sent when the left rocker contact is depressed and a dimming brighter telegram is sent when the right rocker contact is depressed. When the rocker is released a stop telegram is sent.</p> <p>If the parameter setting Toggle/Toggle is selected depressing one of the rocker contacts briefly initiates an On or Off telegram dependent on the current object status.</p> <p>The dimming function follows the behavior for the On/Off setting.</p>	
Long switch operation min.	0.3; 0.4; 0.5 ; 0.6; 0.8; 1.0; 1.2; 1.5; 2.0; 2.5; 3.0; 4.0; 5.0; 6.0; 7.0 seconds
<p>This parameter determines the period for detection of a long switch operation. If a rocker is depressed for a longer period then this is detected as a long switch operation.</p>	

Scene (1-bit)

Communication objects

Phys.Adr.		Applikation		Produkt	
	Idr.	Funktion	Objektnamen	Typ	
	01.01.003	12 S3 On-Off-Toggle/Dim/Shu/Szen...	Push button 3-fold UP 223 DELTA I-System		
	0	Recall	Recall scene 1/2, upper rocker	1 Bit	
	1	Save	Save scene 1/2, upper rocker	1 Bit	
	2	Recall	Recall scene 1/2, middle rocker	1 Bit	
	3	Save	Save scene 1/2, middle rocker	1 Bit	
	4	Recall	Recall scene 1/2, lower rocker	1 Bit	
	5	Save	Save scene 1/2, lower rocker	1 Bit	

Obj	Function	Objectname	Typ	Flag
0	Recall	Recall scene 1 / 2, upper rocker	1 Bit	CT
The group address assigned to this object is used to send the telegram to recall the scene. On receiving the recall telegram the scene controller sends the preset dimming values via the group objects to the switch-dimming actuators.				
1	Save	Save scene 1 / 2, upper rocker	1 Bit	CT
Via the group address assigned to this object the save telegram is sent to the scene controller.				
2	Recall	Recall scene 1 / 2, middle rocker	1 Bit	CT
The group address assigned to this object is used to send the telegram to recall the scene. On receiving the recall telegram the scene controller sends the preset dimming values via the group objects to the switch-dimming actuators.				
3	Save	Save scene 1 / 2, middle rocker	1 Bit	CT
Via the group address assigned to this object the save telegram is sent to the scene controller.				
4	Recall	Recall scene 1 / 2, lower rocker	1 Bit	CT
The group address assigned to this object is used to send the telegram to recall the scene. On receiving the recall telegram the scene controller sends the preset dimming values via the group objects to the switch-dimming actuators.				
5	Save	Save scene 1 / 2, lower rocker	1 Bit	CT
Via the group address assigned to this object the save telegram is sent to the scene controller.				

12 S3 On-Off-Toggle/Dim/Shu/Szene 230201

Parameter

General	Rocker top	Rocker middle	Rocker bottom
Function of upper rocker		Scene 1-bit	
Left / right contact		0 / 1	
Start to save scene at		5.0 seconds	

Parameter	Setting
Function of upper rocker	Switch Jalousie Dimming with stop telegram Scene 1-bit Scene 8-bit
This parameter determines the function of the rocker. Dependent on the selected function the parameter window "Rocker" changes and presents the corresponding default settings.	
Left / right contact	0 / 1 1 / 0
This parameter defines the value sent by the left / right rocker contact. „0 / 1“: Briefly depressing the left rocker contact recalls scene 1 with a "0" telegram sent to the corresponding scene controllers. Briefly depressing the right rocker contact recalls scene 2 with a "1" telegram sent to the corresponding scene controllers. When depressing the rocker contacts for a longer period the scene controllers are triggered to fetch the current brightness and switch settings from the actuators and save these in the corresponding scenes. „1 / 0“: With this setting the assignment of the scenes to the rocker contacts is reversed.	
Start to save scene at	0.3; 0.4; 0.5; 0.6; 0.8; 1.0; 1.2; 1.5; 2.0; 2.5; 3.0; 4.0; 5.0 ; 6.0; 7.0 seconds
This parameter sets the length of the period for depressing the rocker contact, which distinguishes between recalling and saving a scene. The rocker contact is depressed shorter than the defined period: The scene is recalled. The rocker contact is depressed longer than the defined period: The scene is saved.	

General	Rocker top	Rocker middle	Rocker bottom
Function of middle rocker		Scene 1-bit	
Left / right contact		0 / 1	
Start to save scene at		5.0 seconds	

Parameter	Setting
Function of middle rocker	Switch Jalousie Dimming with stop telegram Scene 1-bit Scene 8-bit
This parameter determines the function of the rocker. Dependent on the selected function the parameter window "Rocker" changes and presents the corresponding default settings.	
Left / right contact	0 / 1 1 / 0
This parameter defines the value sent by the left / right rocker contact. „0 / 1“: Briefly depressing the left rocker contact recalls scene 1 with a "0" telegram sent to the corresponding scene controllers. Briefly depressing the right rocker contact recalls scene 2 with a "1" telegram sent to the corresponding scene controllers. When depressing the rocker contacts for a longer period the scene controllers are triggered to fetch the current brightness and switch settings from the actuators and save these in the corresponding scenes. „1 / 0“: With this setting the assignment of the scenes to the rocker contacts is reversed.	
Start to save scene at	0.3; 0.4; 0.5; 0.6; 0.8; 1.0; 1.2; 1.5; 2.0; 2.5; 3.0; 4.0; 5.0 ; 6.0; 7.0 seconds
This parameter sets the length of the period for depressing the rocker contact, which distinguishes between recalling and saving a scene. The rocker contact is depressed shorter than the defined period: The scene is recalled. The rocker contact is depressed longer than the defined period: The scene is saved.	

General	Rocker top	Rocker middle	Rocker bottom
Function of lower rocker		Scene 1-bit	
Left / right contact		0 / 1	
Start to save scene at		5.0 seconds	








Parameter	Setting
Function of lower rocker	Switch Jalousie Dimming with stop telegram Scene 1-bit Scene 8-bit
This parameter determines the function of the rocker. Dependent on the selected function the parameter window "Rocker" changes and presents the corresponding default settings.	

12 S3 On-Off-Toggle/Dim/Shu/Szene 230201

Parameter	Setting
Left / right contact	0 / 1 1 / 0
<p>This parameter defines the value sent by the left / right rocker contact.</p> <p>„0 / 1“: Briefly depressing the left rocker contact recalls scene 1 with a "0" telegram sent to the corresponding scene controllers. Briefly depressing the right rocker contact recalls scene 2 with a "1" telegram sent to the corresponding scene controllers.</p> <p>When depressing the rocker contacts for a longer period the scene controllers are triggered to fetch the current brightness and switch settings from the actuators and save these in the corresponding scenes.</p> <p>„1 / 0“: With this setting the assignment of the scenes to the rocker contacts is reversed.</p>	
Start to save scene at	0.3; 0.4; 0.5; 0.6; 0.8; 1.0; 1.2; 1.5; 2.0; 2.5; 3.0; 4.0; 5.0 ; 6.0; 7.0 seconds
<p>This parameter sets the length of the period for depressing the rocker contact, which distinguishes between recalling and saving a scene.</p> <p>The rocker contact is depressed shorter than the defined period: The scene is recalled.</p> <p>The rocker contact is depressed longer than the defined period: The scene is saved.</p>	

Scene (8-bit)

Communication objects

Phys.Adr.		Applikation		Produkt	
	Adr.	Funktion	Objektname	Typ	
	01.01.003	12 S3 On-Off-Toggle/Dim/Shu/Scen...	Push button 3-fold UP 223 DELTA I-System		
	0	Recall	Recall scene, upper rocker	1 Byte	
	1	Save	Save scene, upper rocker	1 Byte	
	2	Recall	Recall scene, middle rocker	1 Byte	
	3	Save	Save scene, middle rocker	1 Byte	
	4	Recall	Recall scene, lower rocker	1 Byte	
	5	Save	Save scene, lower rocker	1 Byte	

Obj	Function	Objectname	Typ	Flag
0	Recall	Recall scene, upper rocker	8 Bit	CT
Telegrams recalling the 8-bit scene are sent via the group address assigned to this object.				
1	Save	Save scene, upper rocker	8 Bit	CT
Telegrams saving the 8-bit scene are sent via the group address assigned to this object.				
2	Recall	Recall scene, middle rocker	8 Bit	CT
Telegrams recalling the 8-bit scene are sent via the group address assigned to this object.				

Obj	Function	Objectname	Typ	Flag
3	Save	Save scene, middle rocker	8 Bit	CT
Telegrams saving the 8-bit scene are sent via the group address assigned to this object.				
4	Recall	Recall scene, lower rocker	8 Bit	CT
Telegrams recalling the 8-bit scene are sent via the group address assigned to this object.				
5	Save	Save scene, lower rocker	8 Bit	CT
Telegrams saving the 8-bit scene are sent via the group address assigned to this object.				

Parameter

General | **Rocker top** | Rocker middle | Rocker bottom

Function of upper rocker:

Scene number left contact (1-64):

Scene number right contact (1-64):

Start to save scene at:

Parameter	Setting
Function of upper rocker	Switch Shutter Dimming with stop telegram Scene 1-bit Scene 8-bit
This parameter determines the function of the rocker. Dependent on the selected function the parameter window "Rocker" changes and presents the corresponding default settings.	
Scene number left contact (1-64)	1...64
Scene number right contact (1-64)	1...64
<p>These parameters determine the scene numbers sent when the left and right rocker contacts are depressed.</p> <p>Briefly depressing the left rocker contact recalls the scene with the scene number from the corresponding scene controllers or actuators.</p> <p>Briefly depressing the right rocker contact recalls the scene with the scene number from the corresponding scene controllers or actuators.</p> <p>When the rocker contacts are depressed for a longer period then the corresponding scene controllers are requested to interrogate the current brightness values and switching states and save these in the corresponding scenes.</p>	

12 S3 On-Off-Toggle/Dim/Shu/Szene 230201

Parameter	Setting
Start to save scene at	0.3; 0.4; 0.5; 0.6; 0.8; 1.0; 1.2; 1.5; 2.0; 2.5; 3.0; 4.0; 5.0; 6.0; 7.0 seconds
<p>This parameter sets the length of the period for depressing the rocker contact, which distinguishes between recalling and saving a scene.</p> <p>The rocker contact is depressed shorter than the defined period: The scene is recalled.</p> <p>The rocker contact is depressed longer than the defined period: The scene is saved.</p>	

General | Rocker top | **Rocker middle** | Rocker bottom

Function of middle rocker:

Scene number left contact (1-64):

Scene number right contact (1-64):

Start to save scene at:

Parameter	Setting
Function of middle rocker	Switch Shutter Dimming with stop telegram Scene 1-bit Scene 8-bit
<p>This parameter determines the function of the rocker. Dependent on the selected function the parameter window "Rocker" changes and presents the corresponding default settings.</p>	
Scene number left contact (1-64)	1...64
Scene number right contact (1-64)	1...64
<p>These parameters determine the scene numbers sent when the left and right rocker contacts are depressed.</p> <p>Briefly depressing the left rocker contact recalls the scene with the scene number from the corresponding scene controllers or actuators.</p> <p>Briefly depressing the right rocker contact recalls the scene with the scene number from the corresponding scene controllers or actuators.</p> <p>When the rocker contacts are depressed for a longer period then the corresponding scene controllers are requested to interrogate the current brightness values and switching states and save these in the corresponding scenes.</p>	
Start to save scene at	0.3; 0.4; 0.5; 0.6; 0.8; 1.0; 1.2; 1.5; 2.0; 2.5; 3.0; 4.0; 5.0; 6.0; 7.0 seconds
<p>This parameter sets the length of the period for depressing the rocker contact, which distinguishes between recalling and saving a scene.</p> <p>The rocker contact is depressed shorter than the defined period: The scene is recalled.</p> <p>The rocker contact is depressed longer than the defined period: The scene is saved.</p>	

General | Rocker top | Rocker middle | **Rocker bottom**

Function of lower rocker:

Scene number left contact (1-64):

Scene number right contact (1-64):

Start to save scene at:

Parameter	Setting
Function of lower rocker	Switch Shutter Dimming with stop telegram Scene 1-bit Scene 8-bit
<p>This parameter determines the function of the rocker. Dependent on the selected function the parameter window "Rocker" changes and presents the corresponding default settings.</p>	
Scene number left contact (1-64)	1...64
Scene number right contact (1-64)	1...64
<p>These parameters determine the scene numbers sent when the left and right rocker contacts are depressed.</p> <p>Briefly depressing the left rocker contact recalls the scene with the scene number from the corresponding scene controllers or actuators.</p> <p>Briefly depressing the right rocker contact recalls the scene with the scene number from the corresponding scene controllers or actuators.</p> <p>When the rocker contacts are depressed for a longer period then the corresponding scene controllers are requested to interrogate the current brightness values and switching states and save these in the corresponding scenes.</p>	
Start to save scene at	0.3; 0.4; 0.5; 0.6; 0.8; 1.0; 1.2; 1.5; 2.0; 2.5; 3.0; 4.0; 5.0; 6.0; 7.0 seconds
<p>This parameter sets the length of the period for depressing the rocker contact, which distinguishes between recalling and saving a scene.</p> <p>The rocker contact is depressed shorter than the defined period: The scene is recalled.</p> <p>The rocker contact is depressed longer than the defined period: The scene is saved.</p>	

Orientation light on/off

Parameter

General | Rocker top | Rocker middle | Rocker bottom

Orientation light (LED):

Parameter	Setting
Orientation light (LED)	On Off
<p>This parameter configures the orientation light.</p> <p>With the setting "On" the LED is turned on permanently, with the setting "Off" it is turned off.</p>	

12 S3 On-Off-Toggle/Dim/Shu/Szene 230201

Notice