

A1122 FLUSH-MOUNT

IP ACCESS CONTROL DEVICE FINGERPRINT 50

Fingerprint Reader • 125 KHz and 13.56 MHz RFID Reader
• Bluetooth Transceiver



SMART ACCESS CONTROL



ADVANTAGES

The DoorBird A1122 is a compact, IP-based multi-technology access control system that can also be installed as a stand-alone solution. It enables secure access control in areas where the installation of an IP video door station is not possible or desired, e.g. at back and side doors, garages and underground garages, storage and packing rooms or bicycle and machine rooms. It can also control elevators.

Thanks to its compact shape, the device can be easily installed on a door frame. In addition, the fingerprint reader has a locking mechanism which prevents attempts at manipulation, temporarily locking the system after multiple unauthorized access attempts. To increase the security even more, you can securely trigger a detached relay of a paired DoorBird I/O Door Controller A1081.

The DoorBird A1122 combines the functions of three separate access control devices:



125 KHz
RFID Reader



13.56 MHz
RFID Reader



Fingerprint



Bluetooth®



The device is designed for indoor and outdoor installation. Our front panel is made of solid 3 mm (0.12 in) brushed stainless steel.



FINGERPRINT READER FEATURES

- Touch sensor
- Configurable via App or web-based dashboard
- Status LED (RGB)
- 1,000 times more secure than a 4-digit keypad PIN code
- Manipulation prevention system
- Event history with time stamp
- No more misplaced, forgotten, lost or stolen keys possible
- No unauthorized use of PIN codes or RFID key fobs possible, a fingerprint is unique per person
- Personalized time frames and actions
- Supported number of fingerprints (template storage): 50

The DoorBird A1122 can be connected to the network via WLAN or LAN cable. If connected using a network cable, the device can be powered via Power over Ethernet (PoE). Should the Internet temporarily fail, all functions continue to operate within the local network.

Apart from the network connection and power supply (PoE or 15 VDC), no further hardware is required. The software for the IP access control solution runs within the device.

The DoorBird A1122 is equipped with two relays and has a configurable Wiegand output interface for integration into an existing access control or alarm system.

Using HTTP(S) calls, you can also integrate the device with third-party home and building automation systems.

All settings can be configured remotely using the free DoorBird app or our web-based administration tool: <https://webadmin.doorbird.com>

You can define individual schedules, validities and actions for each fingerprint, RFID transponder, etc. By pairing the DoorBird IP access control device with our DoorBird IP I/O Door Controller A1081, up to three additional gates, doors or elevators can be controlled in a tamperproof way, even if they are not located near the device.

The integrated tamper sensor can detect that the device is being removed and, for example, send a push message as an alarm in real time.

QUALITY MADE IN GERMANY

All DoorBird products are designed, developed and produced by Bird Home Automation Group in Berlin, Germany. We manufacture all products with the greatest care and precision, and deliver them to our customers all over the world.

TECHNICAL SPECIFICATIONS

GENERAL	
Front panel	3 mm (0.12 in) For more materials and colours see material board and Online Shop.
Mounting housing (backbox)	Stainless steel
Mounting type	Flush-mounted. Surface-mounted version sold separately
Power supply	15 - 48 V DC (max. 15 W) or Power over Ethernet (PoE 802.3af Mode-A)
Fingerprint Reader	Configurable via App <ul style="list-style-type: none">Individual events (e.g. switch a relay, HTTP(s) request)Individual schedules50 fingerprints manageableEvent historyMulticolored Status LED
Tamper Sensor	Integrated
Weight	465 g
Connectors	<ul style="list-style-type: none">LAN/PoE (T+, T-, R+, R-)2 x Bistable latching relay (potential-free), max. 1-24 V DC/AC, 1 A, e.g. for electric door opener15 - 48 V DC input (+, -), max. 15 WWiegand
Weatherproof	Yes, IP65
Approvals	IP65, CE, FCC, IC, RoHS, REACH, IEC/EN 62368
Dimensions	152 x 83 x 31 mm (H x W x D) 5.99 x 3.27 x 1.22 in (H x W x D)
Operating conditions	-25 to +55°C / -13 to 131°F Humidity 10 to 85 % RH (non-condensing)
Scope of delivery	1x Main Electrical Unit 1x Front panel 1x Flush-mounting housing (backbox) 1x Power supply unit (mains adaptor) with up to 4 country-specific outlet adaptors (110 - 240 V AC to 15 V DC) 1x RJ45 adapter 1x Screwdriver 1x Quickstart guide with Digital Passport 1x Installation manual 1x Small parts
Warranty	see www.doorbird.com/warranty

CURRENT SYSTEM REQUIREMENTS	
System requirements	Mobile device: Newest iOS on iPhone/iPad, newest Android on Smartphone/Tablet Internet: High-Speed Landline Broadband Internet connection, DSL, cable or fiber optic, no socks or proxy server Network: Ethernet Network, with DHCP

AUDIO	
Audio components	Piezzo, for system messages

NETWORK	
Ethernet	RJ45 jack, PoE 802.3af Mode-A, 10/100 Base-T
WiFi	2.4 GHz b/g/n
Supported protocols	HTTP, HTTPS, SSL/TLS, Bonjour, DNS, TCP, UDP, ICMP, DHCP, ARP

125 KHZ RFID READER	
Type	Active Reader Passive Tag (ARPT) system
Standard	ISO/IEC 18000-2:2009 Part 2, EM4100, EM4102
Frequency	125 KHz
Range	0 - 3 cm, depends on environment
Compatible Transponder	RFID key fobs, sold separately, see www.doorbird.com/buy Up to 500 transponders manageable
Configuration	Via App, e.g. <ul style="list-style-type: none">Tag (add, delete)Individual events (e.g. switch a relay, HTTP(s) notification)Individual schedules

13.56 MHZ RFID READER	
Type	Active Reader Passive Tag (ARPT) system
Standard	UID (CSN) of: MIFARE Classic®, MIFARE DESFire® EV1 and EV2, ISO14443A, ISO14443B, ISO15693, NFC® (HCE support required)
Frequency	13.56 MHz
Range	0 - 3 cm, depends on environment
Compatible Transponder	RFID key fobs, sold separately, see www.doorbird.com/buy Up to 500 transponders manageable
Configuration	Via App, e.g. <ul style="list-style-type: none">Transponder (add, delete)Individual events (e.g. switch a relay, HTTP(s) notification)Individual schedule

WIEGAND INTERFACE	
Direction	Output
Supported protocols	26, 30, 31, 34, and 44 bit
Supported data output	125 MHz RFID transponder, 13.56 MHz RFID transponder, Keypad PIN codes
Maximum distance to controller (cable length)	18 AWG: Max. 500 ft. (150m) 20 AWG: Max. 300 ft. (90m) 22 AWG: Max. 200 ft. (60m)
Voltage	When no data is being sent, both DATA0 and DATA1 are pulled up to the "high" voltage level, +5 V DC. The interface is galvanically isolated.

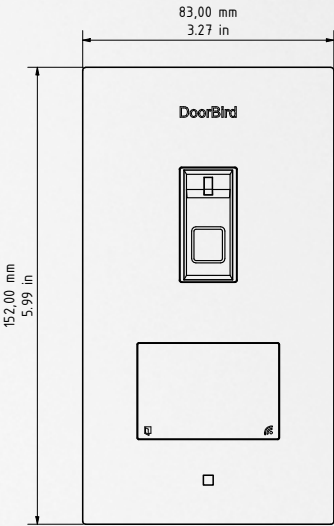
INTEGRATED WIRELESS MODULES	
WiFi	2.4 GHz
RFID	125 KHz 13.56 MHz (Configuration: either-or)
Bluetooth	Bluetooth Low Energy (BLE), compatible with DoorBird Bluetooth Keyfob Remote A8007

THIRD-PARTY INTEGRATION (DOORBIRD CONNECT)	
Partner integrations	see www.doorbird.com/connect
API	see www.doorbird.com/api

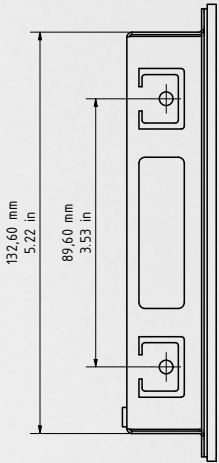
OPTIONAL ACCESSORIES	
Sold separately	see www.doorbird.com/buy

Special remarks:
Assembly requires professional skills or a technician.

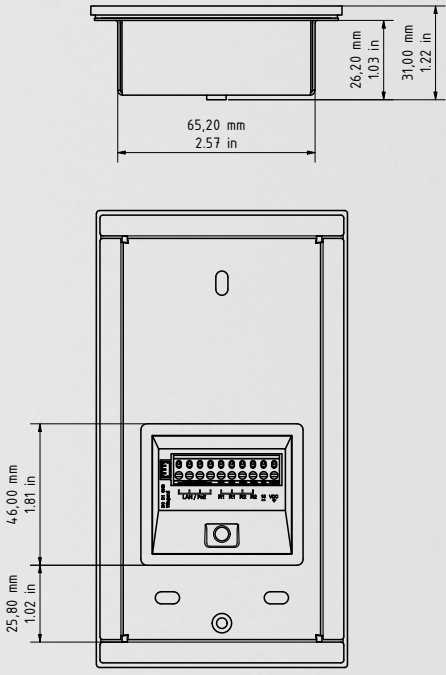
Front panel material thickness: 3.0 mm (0.12 in)



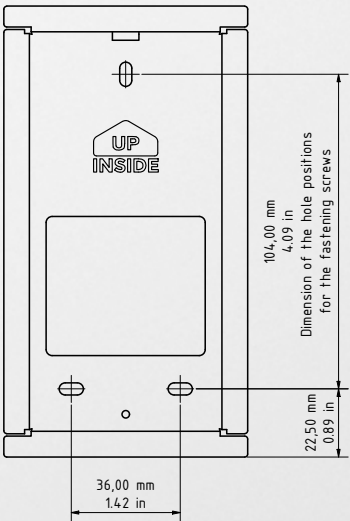
Front



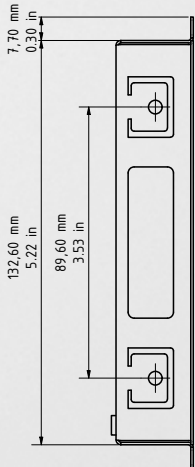
Side



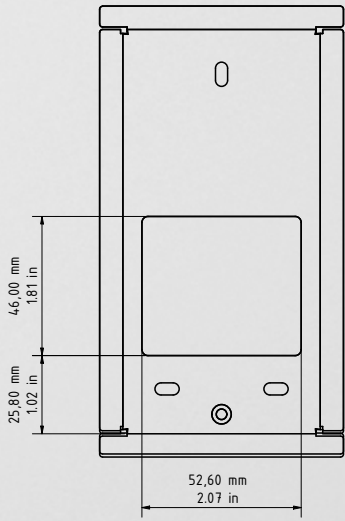
Back



Wall mounting bracket front



Wall mounting bracket side view



Wall mounting bracket back